

Department of Law Data Booklet

Fall Term 2008 Quality Enhancement Review

prepared by the Office of Institutional Research,
Budget & Analysis Department



Law
FALL TERM 2008

Most recent available statistics

		Report Page No(s)
Degrees Offered	9	1
Faculty	42	2-3
Majors (Fall 2007 Headcount)		
Undergraduate	-	4-13
Graduate - Masters	1	4-13
Graduate - Law	765	4-13
Total	766	4-13
2007-2008 Degrees Awarded	282	14-15
Average Class Size (Fall 2007)		
Undergraduate		
Lower - classroom	0	16
Upper - classroom	0.0	16
Graduate - classroom	36.9	16
Credit Hours - Annual (2007-2008)		
Fundable	22,447	17
Non-fundable	214	18
Total	22,661	19
University (fundable)	1,082,124	SDCF*
2007-2008 Department Fundable Hours As Percent of University Fundable Hours	2.1%	calculated
Student FTE's- Annual (state fundable 2007-2008)	701.5	17
Credit Hours Percentages by Instructor Type (Fall 2006)		20
Faculty	86.8%	calculated
Faculty Overload	0.0%	calculated
Adjuncts	13.2%	calculated
Graduate Assistants	0.0%	calculated
A&P/USPS	0.0%	calculated
Phased Retirement	0.0%	calculated
Others	0.0%	calculated
Average Total Credit Hours Taught per Faculty FTE (All Hours, 2006-2007)		
Fall Term	169.2	20
Spring Term	148.3	20
Academic Year	317.5	calculated
Annual Student FTE's Taught by all Faculty (Fall & Spring total hrs converted to annual FTE's, 2006-2007)		26
Undergraduate (academic year hours/40)	0.0	calculated
Graduate (academic year hours/32)	527.1	calculated
Total	527.1	calculated
Doctoral Students/Faculty Ratio (source: Research-Doctorate Programs in the United States- 1993 Study, N.R.C.)		
National Average	Not reported by NRC	NRC*
FSU Average	Not reported by NRC	NRC*

Note: most statistics are based on the Law account 144xxx. Related accounts may not be included in expenditures and in faculty courses and hours taught.

*SDCF=Student Data Course File, NRC=National Research Council

Law
Fall Term 2008

Table of Contents

	<u>Page</u>
Degree Programs	1
The Faculty.....	2
Majors.....	4
Degrees Awarded.....	14
Average Class Size	16
Credit Hours by Semester/Fall & Spring/Annual	
Fundable	17
Non-fundable.....	18
Total	19
Credit Hours and Courses by Instructor Type.....	
E&G Detail 2002-03 to 2006-07	20
Faculty Courses and Hours 2002-03 and 2006-07	
(Individual Faculty Summary)	
2002-03	21
2006-07	24
E&G Budgeted Faculty and Staff Lines.....	27
E&G Expenditures by Summary Object Code	28
Graduate Student Completion	29
Unit Accomplishment Summary Pages 1 and 2.....	30

**COLLEGE OF LAW
LAW
DEGREE PROGRAMS**

Major Name Law	Major Code 313410	CIP Code 220101	Degree Offered Juris Doctorate
Major Name Law (Business)	Major Code 313411	CIP Code 220101	Degree Offered Juris Doctorate
Major Name Law (Economics)	Major Code 313412	CIP Code 220101	Degree Offered Juris Doctorate
Major Name Law (International Affairs)	Major Code 313413	CIP Code 220101	Degree Offered Juris Doctorate
Major Name Law (Public Administration)	Major Code 313414	CIP Code 220101	Degree Offered Juris Doctorate
Major Name Law (Urban & Regional Planning)	Major Code 313415	CIP Code 220101	Degree Offered Juris Doctorate
Major Name Law (Social Work)	Major Code 313416	CIP Code 220101	Degree Offered Juris Doctorate
Major Name Law (Library and Information Studies)	Major Code 313417	CIP Code 220101	Degree Offered Juris Doctorate
Major Name American Law for Foreign Lawyers	Major Code 313420	CIP Code 220202	Degree Offered Masters

Source: Degree Program Inventory, FSU and SUS

Law

DEMOGRAPHICS OF FACULTY

<u>NAME</u>	<u>FIRST</u>	<u>HIDEG</u>	<u>DEGREE UNIVERSITY</u>	<u>CLASS</u>	<u>TITLE</u>	<u>MO</u>	<u>TENURE</u>	<u>FSU HIRE</u>	<u>GENDER</u>	<u>RACE</u>
ABBOTT	FREDERICK	LLM	University of California, Berkeley	9009	Eminent Scholar	09	1	8/8/2000	M	W
ALCES	KELLI	JD	University of Illinois	9003	Assistant Professor	09	2	5/9/2007	F	W
ANNINO	PAULO	JD/PHD	Florida State University / Fordham University	9120	Associate In	09	3	8/8/1995	M	W
ATKINSON	ROBERT	JD	Yale University	9001	Professor	09	1	8/1/87	M	W
BANOFF	BARBARA	JD	Santa Clara University	9001	Professor	09	1	12/1/88	F	W
BRIDGEMAN	CURTIS	JD/PHD	Vanderbilt University	9003	Associate Professor	09	2	5/1/04	M	W
CHRISTIE	DONNA	JD	University of GA	9001	Professor	09	1	8/1/81	F	W
CRAIG	ROBIN	JD/PHD	Lewis & Clark School of Law / University of California	9001	Professor	09	1	5/9/06	F	W
D'ALEMBERTE	TALBOT	JD	University of Florida	9001	Professor	12	3	12/22/05	M	W
DODGE	JOSEPH	LLM	New York University	9001	Professor	09	1	8/8/01	M	W
FALASCETTI	DINO	PHD	Washington University	9002	Associate Professor	09	1	5/9/07	M	W
GALLE	BRIAN	LLM	Georgetown University	9003	Assistant Professor	09	2	5/9/06	M	W
GERTZ	SALLY	JD	Florida State University	9120	Associate In	12	3	8/1/06	F	W
GEY	STEVEN	JD	Columbia University	9001	Professor	09	1	8/1/85	M	W
GRIFFITH	ELWIN	LLM	New York University	9001	Professor	09	1	8/1/86	M	B
HIRSCH	ADAM	JD	Yale University	9001	Professor	09	1	8/1/83	M	W
JONES	FAYE	JD	Nova Southeastern University	9199	Faculty Admin.	12	3	6/1/04	F	W
KRIEGER	LAWERENCE	JD	University of Florida	9120	Associate In	09	3	3/1/91	M	W
LEE	TAHIRIH	JD/PHD	Yale University	9002	Associate Professor	09	1	8/8/03	F	W
LOGAN	WAYNE	JD	University of Wisconsin	9001	Professor	09	1	5/9/07	M	W
MARKEL	DAN	JD	Harvard University	9003	Assistant Professor	09	2	5/12/08	M	W
MARKELL	DAVE	JD	University of Virginia	9001	Professor	09	1	5/8/02	M	W
POLSKY	GREGG	LLM	University of Florida	9001	Professor	09	1	5/12/05	M	W
POWELL	DAVID	LLM	New York University	9002	Associate Professor	09	1	9/14/73	M	W
PRIESTER	BENJAMIN	JD	Duke University	9003	Assistant Professor	09	2	5/8/02	M	W
ROSSI	JAMES	LLM	Yale University	9001	Professor	09	1	8/1/95	M	W
RUHL	JOHN	LLM/PHD	George Washington University / Southern Illinois University	9001	Professor	09	1	5/9/07	M	W
SEIDENFELD	MARK	JD	Stanford University	9001	Professor	09	1	8/1/87	M	W
STERN	NAT	JD	Harvard University	9001	Professor	09	1	8/1/81	M	W
STONE	RUTH	JD	Florida State University	9120	Associate In	12	3	8/18/95	F	W
TESON	FERNANDO	SJD/LLM	Northwestern University / Universite Libre de Bruxelles	9001	Eminent Scholar	09	1	5/8/02	M	H
UTSET	MANUEL	JD	University of Michigan	9001	Professor	09	1	5/9/07	M	H
WEIDNER	DONALD	JD	University of Texas	9001	Professor	09	1	9/1/76	M	W
WEXLER	LESLEY	JD	University of Chicago	9003	Associate Professor	09	2	5/9/06	F	W

Law

DEMOGRAPHICS OF FACULTY

<u>NAME</u>	<u>FIRST</u>	<u>HIDEG</u>	<u>DEGREE UNIVERSITY</u>	<u>CLASS</u>	<u>TITLE</u>	<u>MO</u>	<u>TENURE</u>	<u>FSU HIRE</u>	<u>GENDER</u>	<u>RACE</u>
BLENKHORN	TAMARA	JD	University of Florida	9120	Associate In	09	3	8/9/04	F	W
BODELL	SUSAN	JD	University of Miami	9120	Associate In	09	3	8/8/03	F	W
LAVIA	JENNIFER	JD	University of Florida	9120	Associate In	09	3	8/8/02	F	W
MATTHEWS	TRISH	JD	Florida State University	9120	Asst. In	09	3	8/9/05	F	W
TAYLOR	CHARLEE	JD	Florida State University	9121	Asst. In	10	3	5/8/05	F	W
WOLF	JOLEN	JD	Florida State University	9120	Associate In	09	3	8/8/02	F	W
BENAVIDES	NANCY	JD	University of Maryland	9199	Associate Dean	12	3	9/25/00	F	H
CATALANO	ROSANNA	JD	University of Florida	9199	Assistant Dean	12	3	1/18/05	F	H

Information provided by College of Law, May 2008

Gender - M=Male and F=Female

Race - W=White, B=Black and H=Hispanic

Tenure - 1=Tenured, 2=Tenure Track and 3=Not Tenure Track

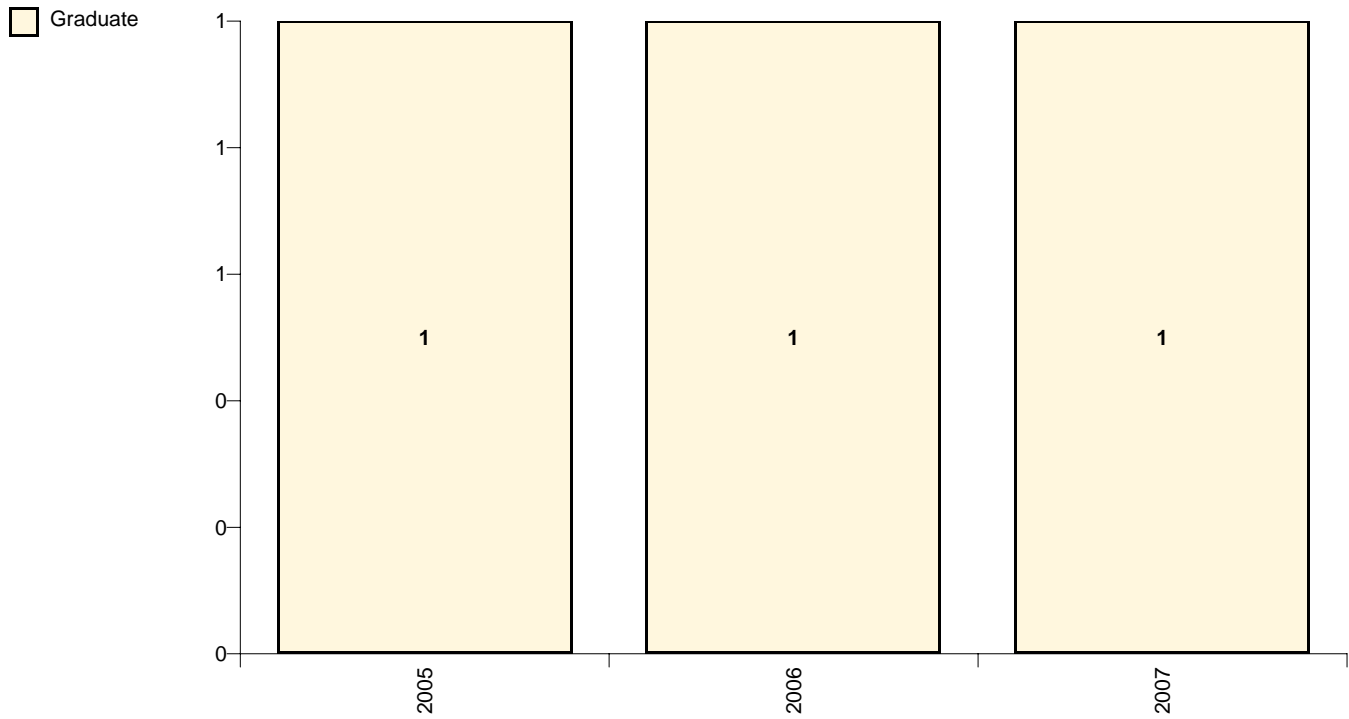
College of Law

Law

Enrollment by Fall Semester

American Law for Foreign Lawyers

313420



	2005	2006	2007
Graduate - Masters	1	1	1
Total	1	1	1

Source: *Fall Preliminary Student Data Course Files*

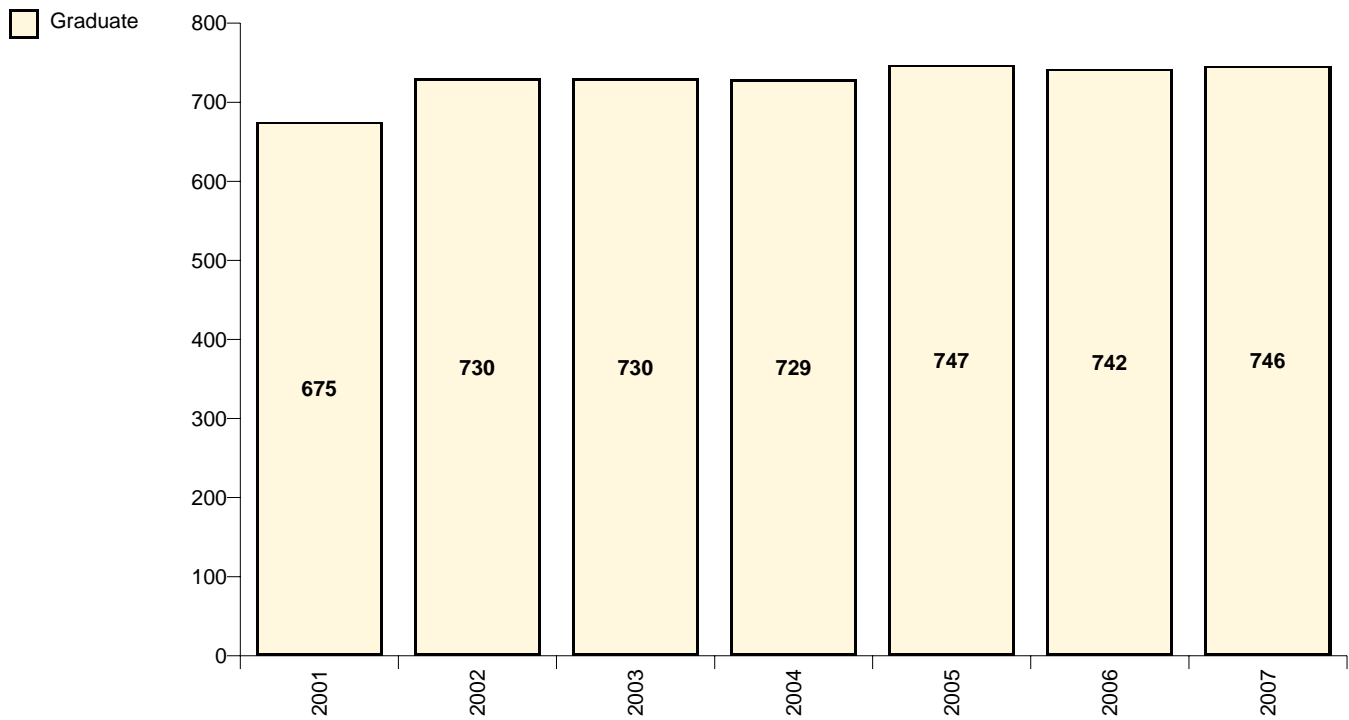
College of Law

Law

Enrollment by Fall Semester

Law

313410



	2001	2002	2003	2004	2005	2006	2007
Graduate - Law	675	730	730	729	747	742	746
Total	675	730	730	729	747	742	746

Source: Fall Preliminary Student Data Course Files

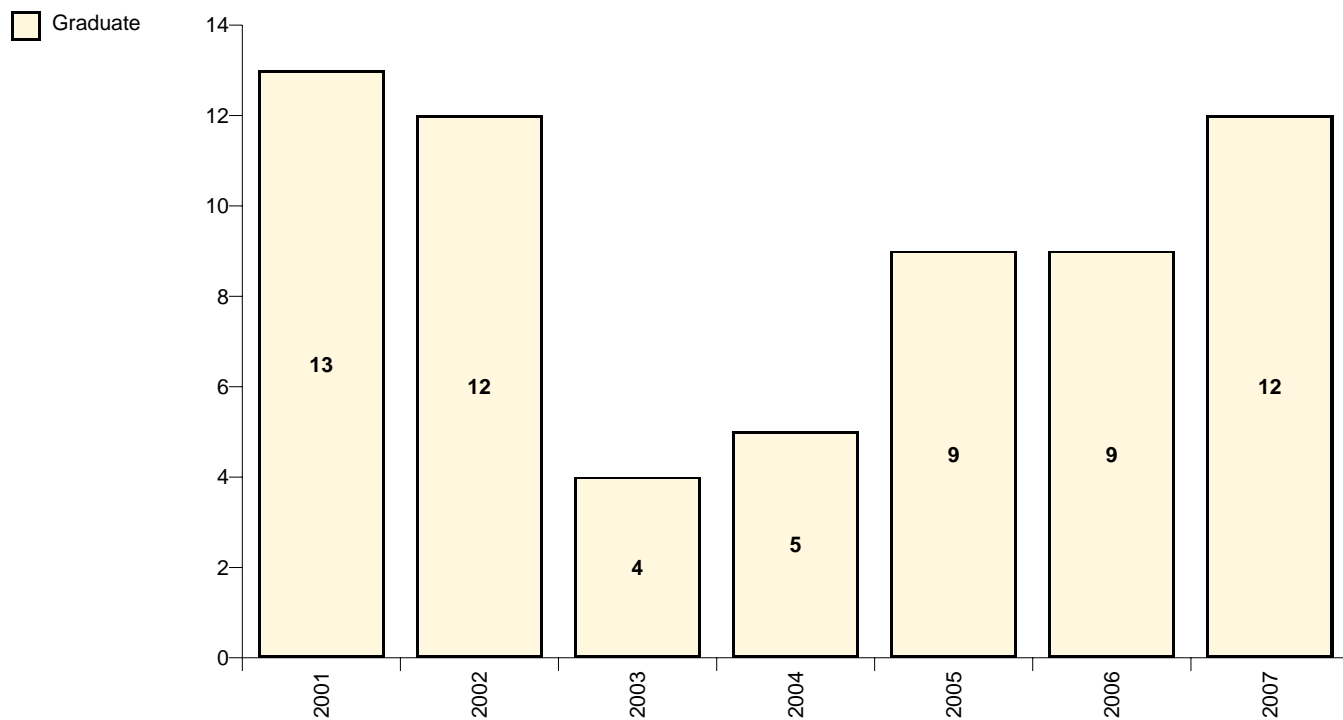
College of Law

Law

Enrollment by Fall Semester

Law (Business)

313411



	2001	2002	2003	2004	2005	2006	2007
Graduate - Law	13	12	4	5	9	9	12
Total	13	12	4	5	9	9	12

Source: Fall Preliminary Student Data Course Files

College of Law

Law

Enrollment by Fall Semester

Law (Economics)

313412



	2004	2005
Graduate - Law	1	1
Total	1	1

Source: *Fall Preliminary Student Data Course Files*

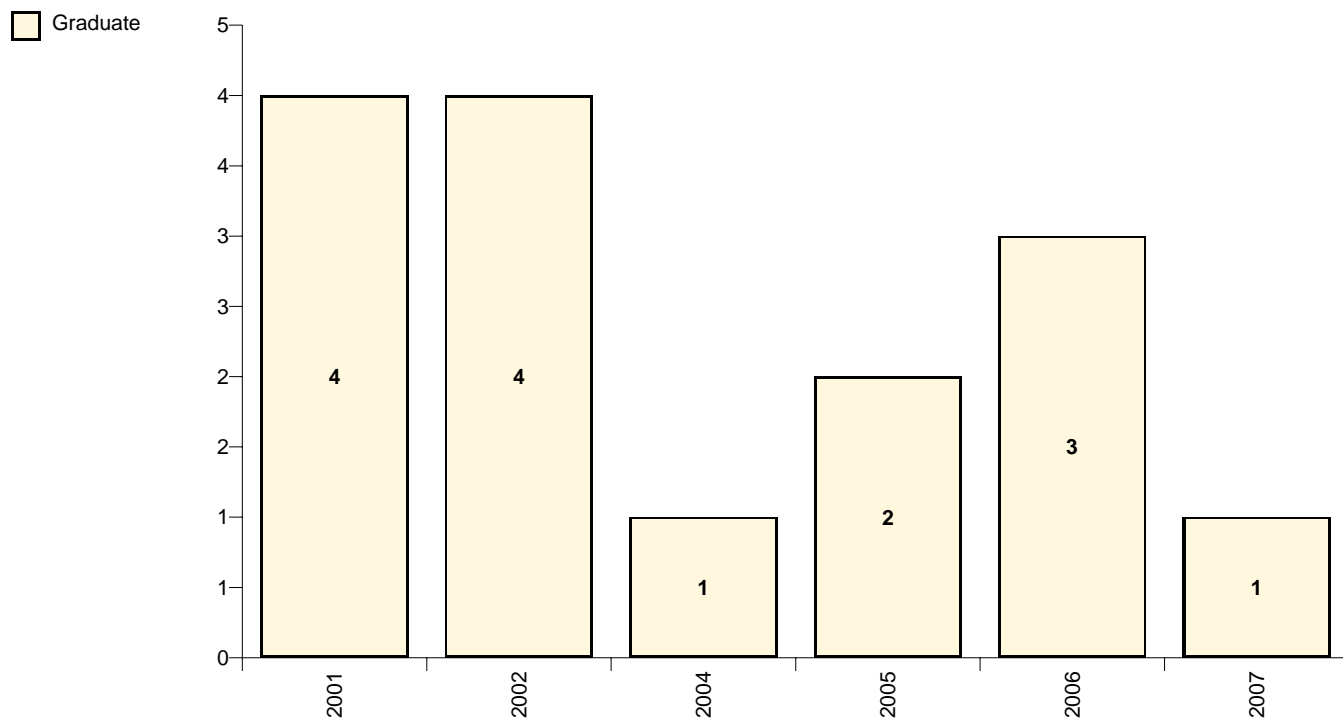
College of Law

Law

Enrollment by Fall Semester

Law (International Affairs)

313413



	2001	2002	2004	2005	2006	2007
Graduate - Law	4	4	1	2	3	1
Total	4	4	1	2	3	1

Source: Fall Preliminary Student Data Course Files

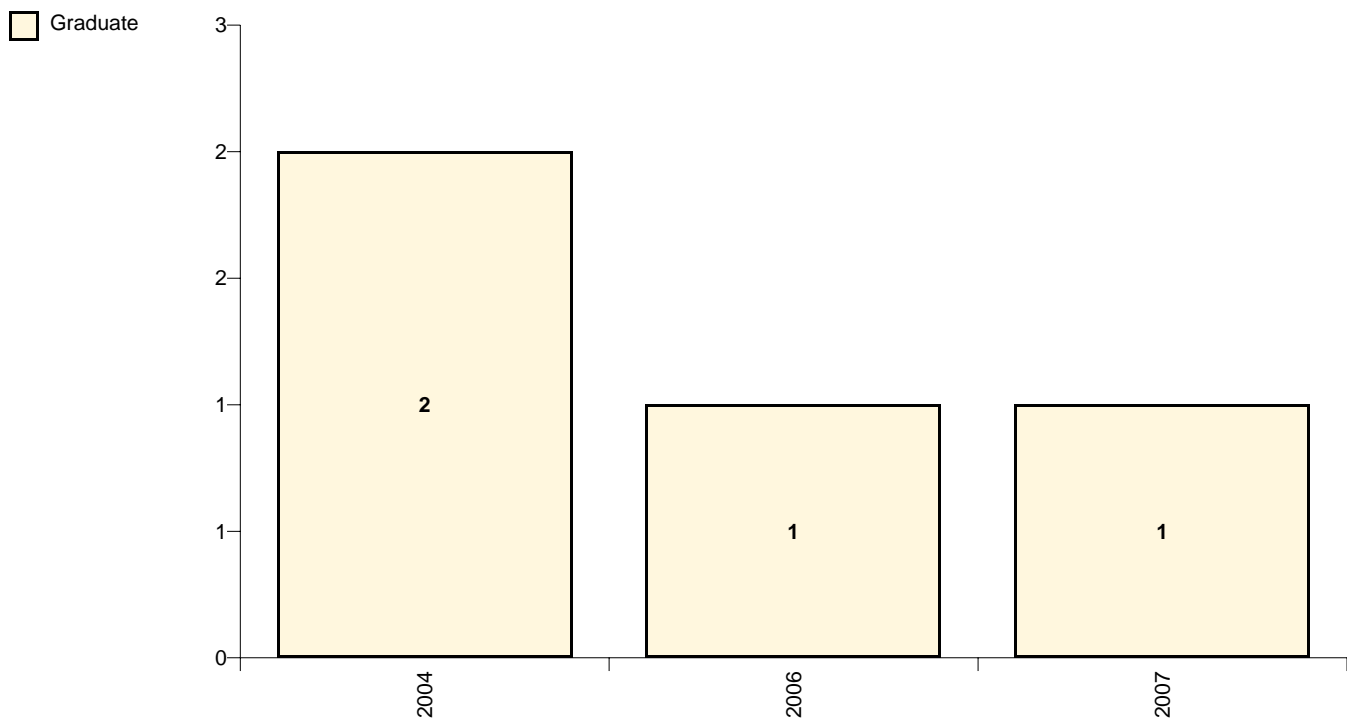
College of Law

Law

Enrollment by Fall Semester

Law (Library and Information Studies)

313417



	2004	2006	2007
Graduate - Law	2	1	1
Total	2	1	1

Source: Fall Preliminary Student Data Course Files

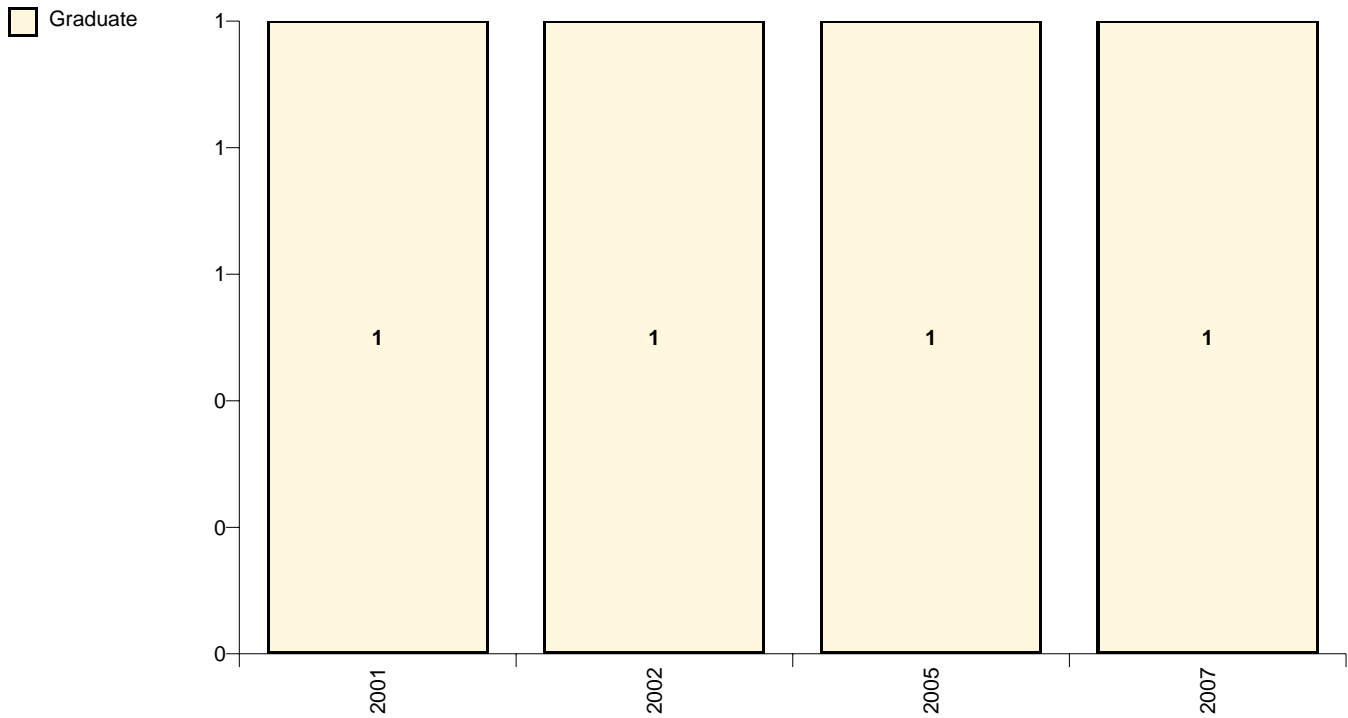
College of Law

Law

Enrollment by Fall Semester

Law (Public Administration)

313414



	2001	2002	2005	2007
Graduate - Law	1	1	1	1
Total	1	1	1	1

Source: Fall Preliminary Student Data Course Files

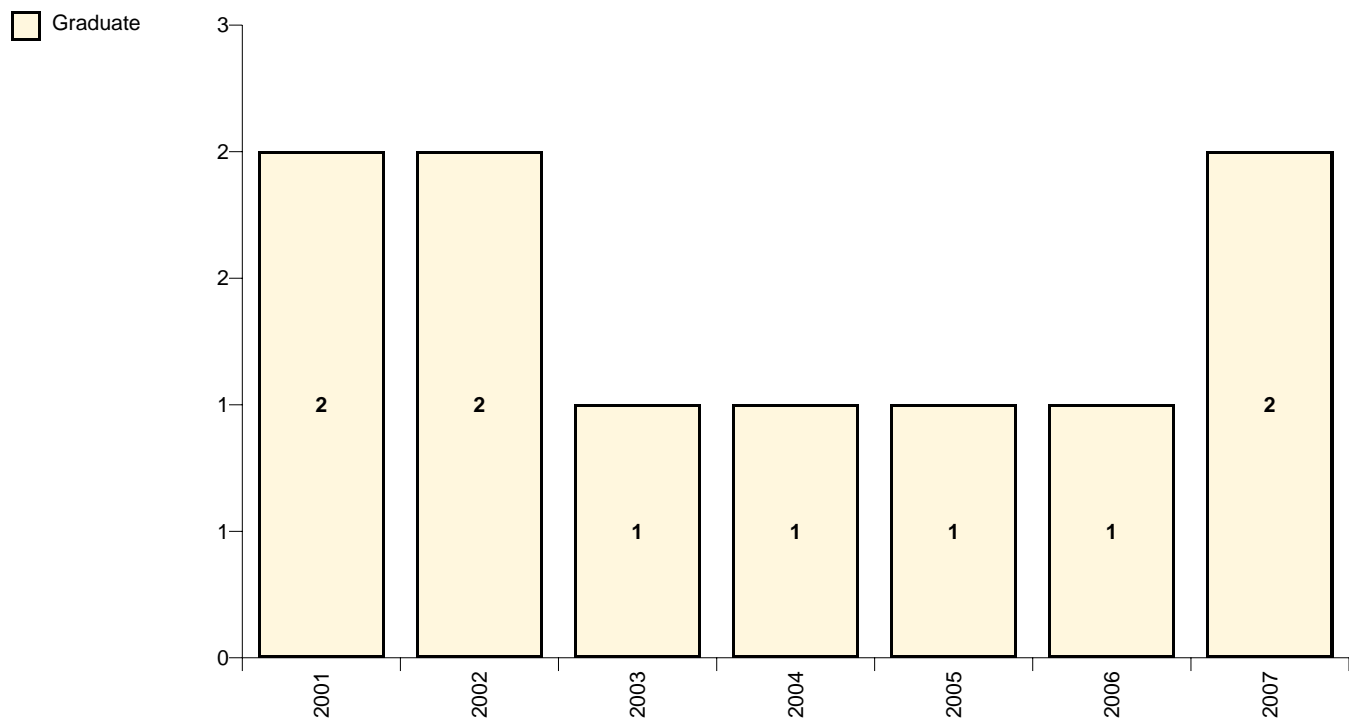
College of Law

Law

Enrollment by Fall Semester

Law (Social Work)

313416



	2001	2002	2003	2004	2005	2006	2007
Graduate - Law	2	2	1	1	1	1	2
Total	2	2	1	1	1	1	2

Source: Fall Preliminary Student Data Course Files

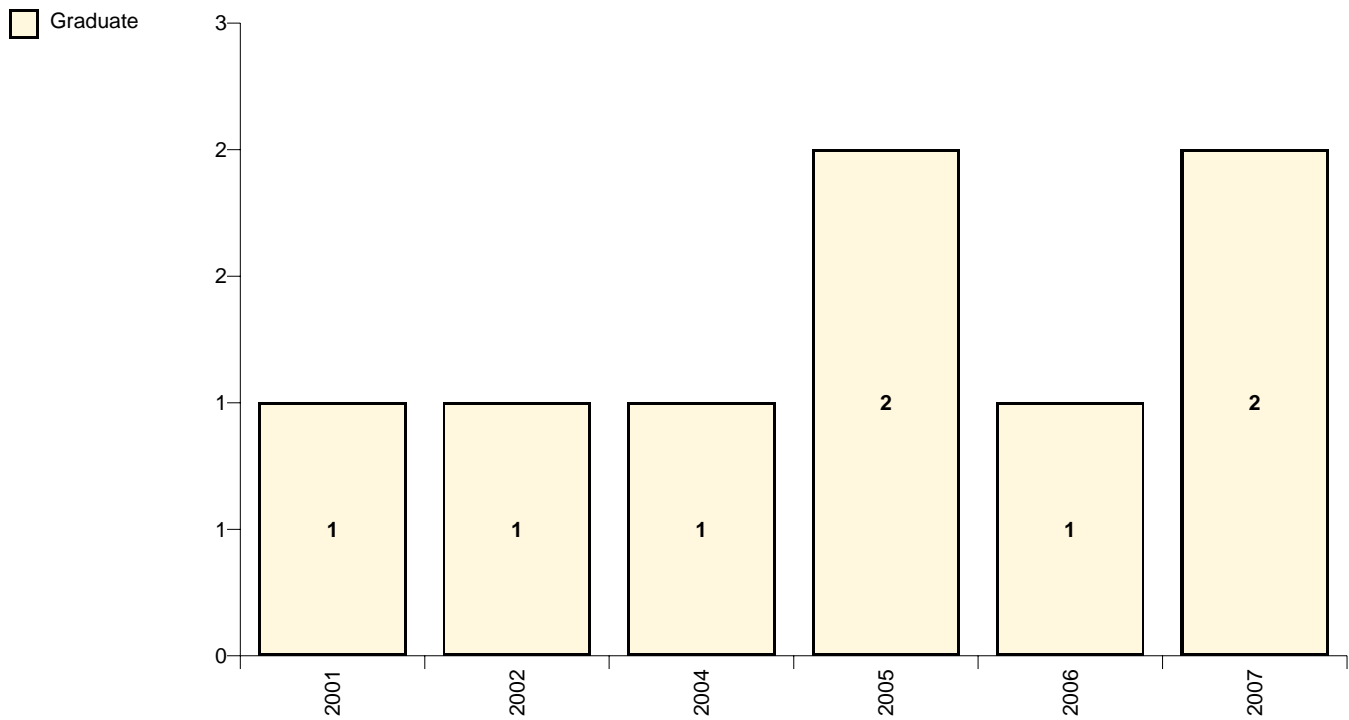
College of Law

Law

Enrollment by Fall Semester

Law (Urban & Regional Planning)

313415



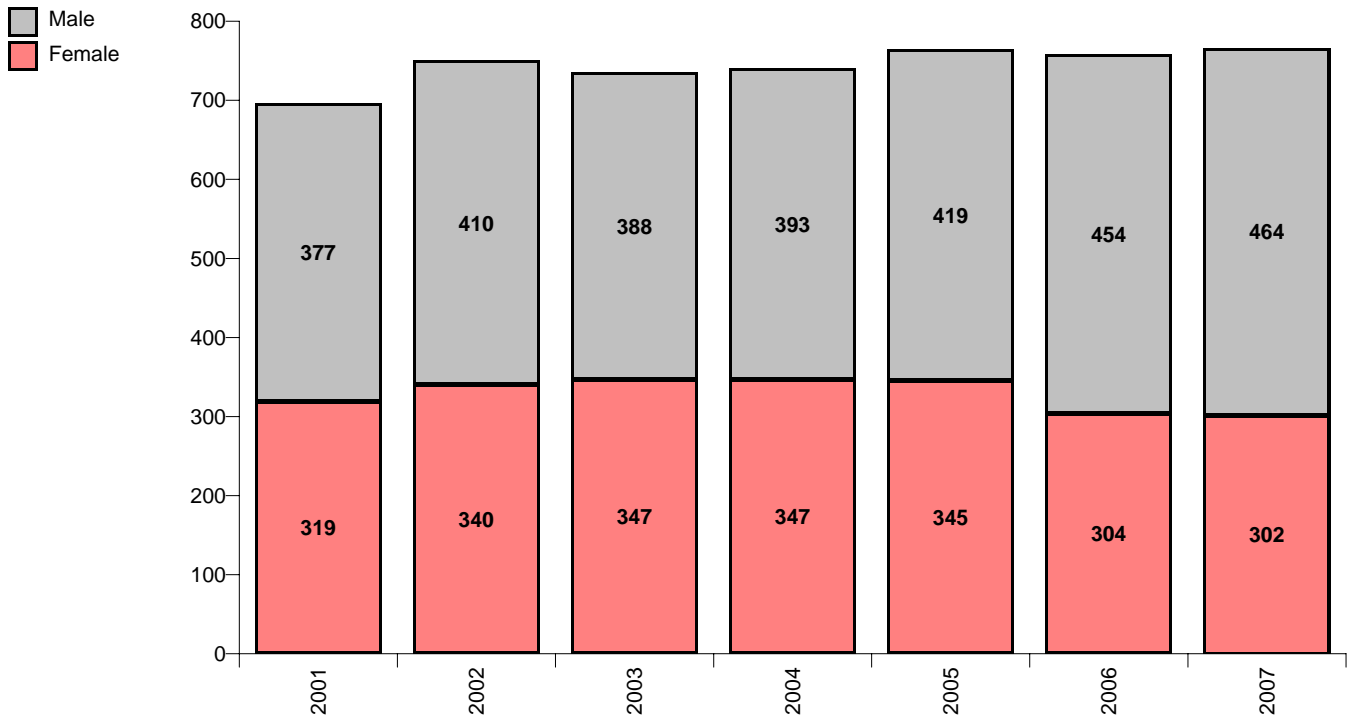
	2001	2002	2004	2005	2006	2007
Graduate - Law	1	1	1	2	1	2
Total	1	1	1	2	1	2

Source: *Fall Preliminary Student Data Course Files*

College of Law

Law

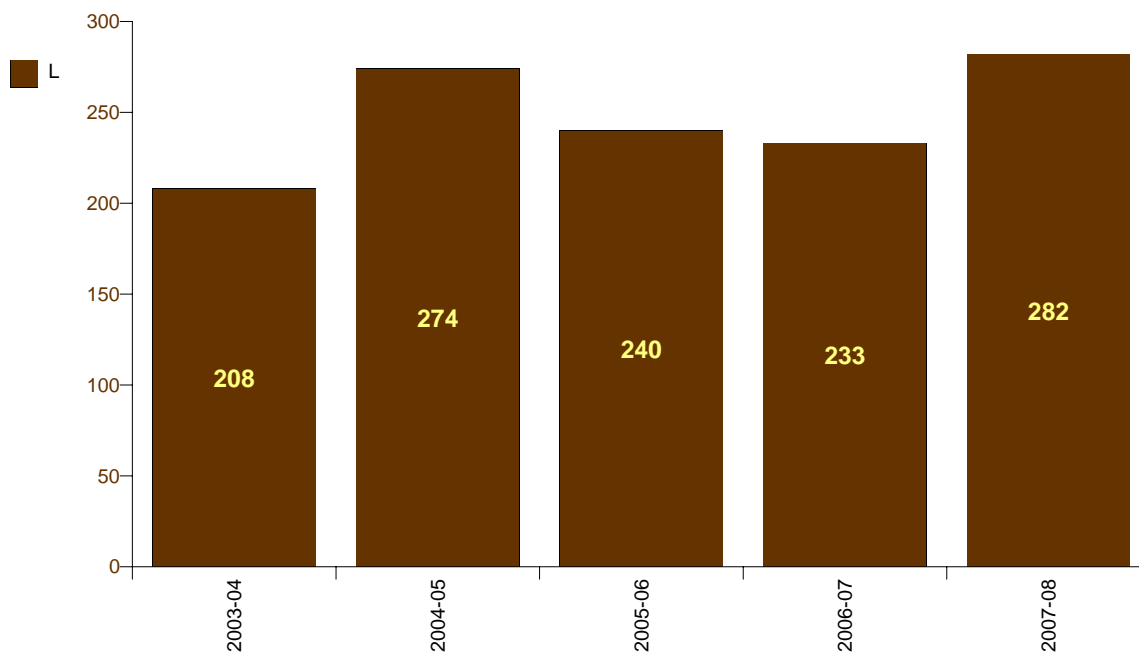
Enrollment by Fall Semester



		2001	2002	2003	2004	2005	2006	2007
Female	American Indian or Native Alaskan	2	2	1		1		2
	Asian or Pacific Islander	7	7	12	18	20	20	15
	Black	43	47	41	37	27	33	31
	Hispanic	34	40	42	43	40	30	25
	Non-Resident Alien	2	1			1	1	1
	White	231	238	246	243	250	213	221
	Not Reported		5	5	6	6	7	7
	Female Total	319	340	347	347	345	304	302
Male	American Indian or Native Alaskan	2	3	4	7	6	5	2
	Asian or Pacific Islander	14	12	13	15	16	15	12
	Black	20	17	17	13	15	14	15
	Hispanic	30	36	27	23	25	32	31
	Non-Resident Alien		1	1	1	1	1	3
	White	311	329	315	325	342	370	376
	Not Reported		12	11	9	14	17	25
	Male Total	377	410	388	393	419	454	464
Department Total		696	750	735	740	764	758	766

**COLLEGE OF LAW
LAW
DEGREES AWARDED BY SEMESTER**

CIP Code: 220101



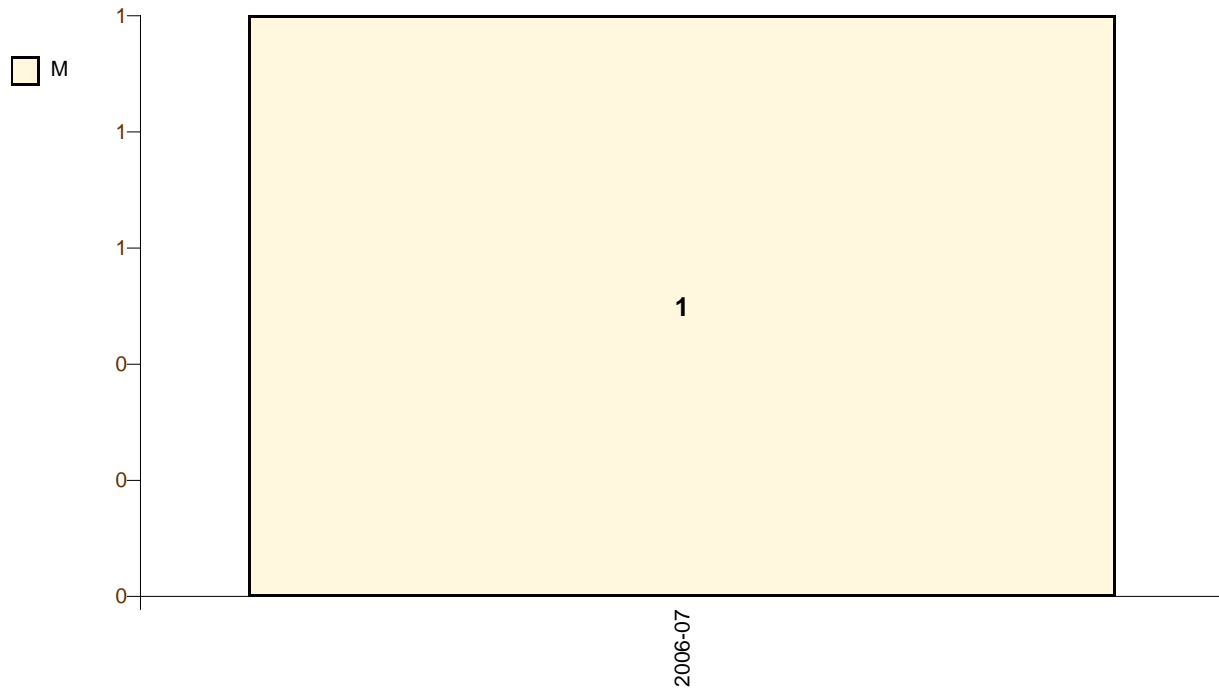
		Juris Doctorate	Total
2003-04	Summer '03	11	11
	Fall '03	45	45
	Spring '04	152	152
2003-04	Total	208	208
2004-05	Summer '04	7	7
	Fall '04	52	52
	Spring '05	215	215
2004-05	Total	274	274
2005-06	Summer '05	7	7
	Fall '05	34	34
	Spring '06	199	199
2005-06	Total	240	240
2006-07	Summer '06	9	9
	Fall '06	33	33
	Spring '07	191	191
2006-07	Total	233	233
2007-08	Summer '07	5	5
	Fall '07	45	45
	Spring '08	232	232
2007-08	Total	282	282

Note: Some Spring 2008 degrees may have been posted late and are not included in the 2007-08 totals.

Source: Final Student Data Course Files (SDCF)

**COLLEGE OF LAW
LAW
DEGREES AWARDED BY SEMESTER**

CIP Code: 220202



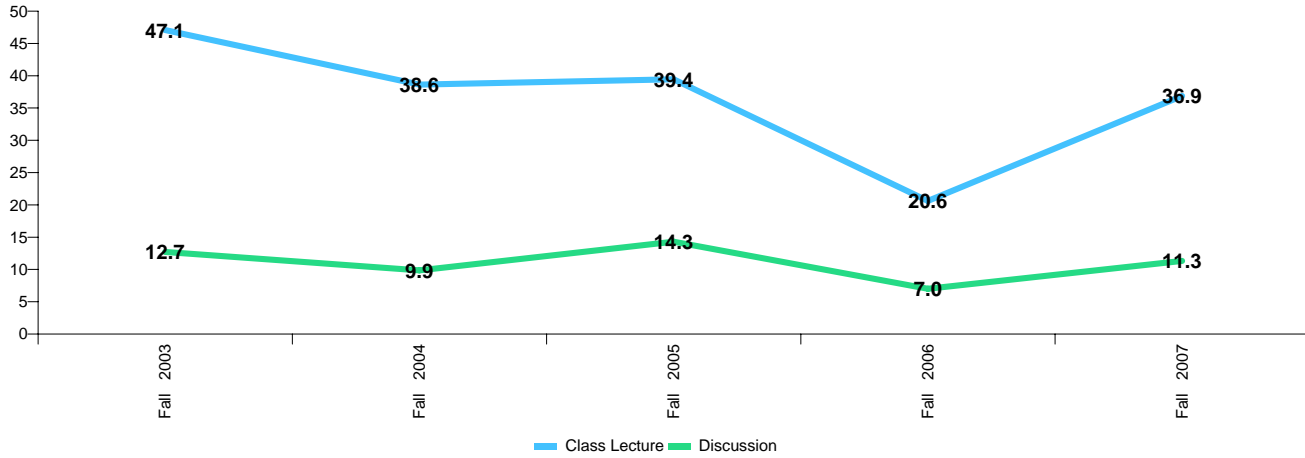
		Masters	Total
2006-07	<i>Spring '07</i>	1	1
2006-07	Total	1	1

Note: Some Spring 2008 degrees may have been posted late and are not included in the 2007-08 totals.

Source: Final Student Data Course Files (SDCF)

**COLLEGE OF LAW
LAW
AVERAGE CLASS SIZE**

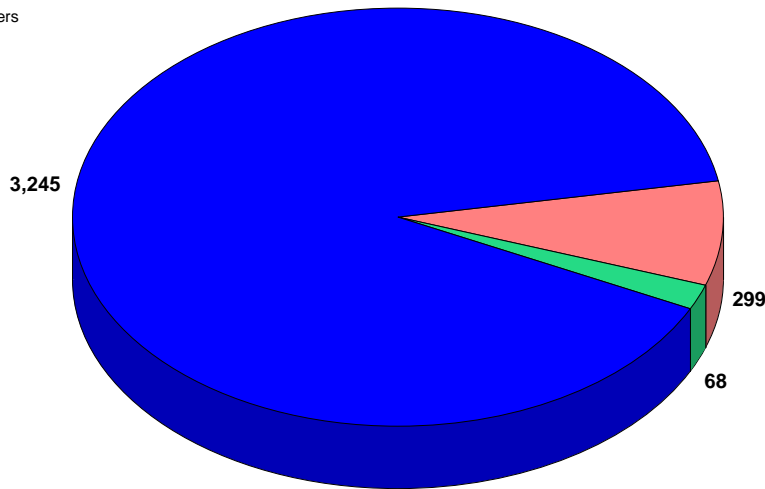
Average Class Size (Cs, Ds, Ls only)



		Class Lecture			Discussion		
		Enrollment	Number of Sections	Class Size	Enrollment	Number of Sections	Class Size
Fall 2003	Graduate	3,060	65	47.1	89	7	12.7
	Total	3,060	65	47.1	89	7	12.7
Fall 2004	Graduate	2,976	77	38.6	69	7	9.9
	Total	2,976	77	38.6	69	7	9.9
Fall 2005	Graduate	3,195	81	39.4	100	7	14.3
	Total	3,195	81	39.4	100	7	14.3
Fall 2006	Graduate	3,155	153	20.6	91	13	7.0
	Total	3,155	153	20.6	91	13	7.0
Fall 2007	Graduate	3,245	88	36.9	68	6	11.3
	Total	3,245	88	36.9	68	6	11.3

- Class Lecture
- Discussion
- All Others

Fall 2007 Enrollment by Class Type



**College of Law
Law
Fundable Student Credit Hours and FTE**

SCH Produced

Summer

Level	2004	2005	2006	2007
Grad I	2,148	1,628	1,707	1,609
Total	2,148	1,628	1,707	1,609

Fall

Level	2004	2005	2006	2007
Grad I	10,333	10,948	10,659	10,805
Grad II		3	15	3
Total	10,333	10,951	10,674	10,808

Spring

Level	2005	2006	2007	2008
Grad I	9,649	10,238	9,897	10,030
Grad II		3	9	
Total	9,649	10,241	9,906	10,030

Fall & Spring

Level	2004-05	2005-06	2006-07	2007-08
Grad I	19,982	21,186	20,556	20,835
Grad II		6	24	3
Total	19,982	21,192	20,580	20,838

Annual

Level	2004-05	2005-06	2006-07	2007-08
Grad I	22,130	22,814	22,263	22,444
Grad II		6	24	3
Total	22,130	22,820	22,287	22,447

Annual FTE Contribution

Summer

Level	2004	2005	2006	2007
Grad I	67.1	50.9	53.3	50.3
Total	67.1	50.9	53.3	50.3

Fall

Level	2004	2005	2006	2007
Grad I	322.9	342.1	333.1	337.7
Grad II		0.1	0.5	0.1
Total	322.9	342.2	333.6	337.8

Spring

Level	2005	2006	2007	2008
Grad I	301.5	319.9	309.3	313.4
Grad II		0.1	0.3	
Total	301.5	320.0	309.6	313.4

Fall & Spring

Level	2004-05	2005-06	2006-07	2007-08
Grad I	624.4	662.1	642.4	651.1
Grad II		0.2	0.8	0.1
Total	624.4	662.3	643.1	651.2

Annual

Level	2004-05	2005-06	2006-07	2007-08
Grad I	691.6	712.9	695.7	701.4
Grad II		0.2	0.8	0.1
Total	691.6	713.1	696.5	701.5

Source: Final Student Data Course Files

Note: Lower and Upper hours are divided by 40 to obtain annual FTE; for Graduate I, Graduate II and Graduate III, hours are divided by 32

Distribution of Annual FTE by Semester Within Year

	2004-05	2005-06	2006-07	2007-08
Summer	9.7%	7.1%	7.7%	7.2%
Fall	46.7%	48.0%	47.9%	48.1%
Spring	43.6%	44.9%	44.4%	44.7%
	100.0%	100.0%	100.0%	100.0%

**College of Law
Law
Non-Fundable Student Credit Hours and FTE**

SCH Produced

Summer

Level	2004	2005	2006	2007
Grad I	0	250	266	196
Total	0	250	266	196

Fall

Level	2004	2005	2006	2007
Grad I	2	60	14	18
Grad II		0	0	0
Total	2	60	14	18

Spring

Level	2005	2006	2007	2008
Grad I	0	0	0	0
Grad II		0	0	
Total	0	0	0	0

Fall & Spring

Level	2004-05	2005-06	2006-07	2007-08
Grad I	2	60	14	18
Grad II		0	0	0
Total	2	60	14	18

Annual

Level	2004-05	2005-06	2006-07	2007-08
Grad I	2	310	280	214
Grad II		0	0	0
Total	2	310	280	214

Annual FTE Contribution

Summer

Level	2004	2005	2006	2007
Grad I	0.0	7.8	8.3	6.1
Total	0.0	7.8	8.3	6.1

Fall

Level	2004	2005	2006	2007
Grad I	0.1	1.9	0.4	0.6
Grad II		0.0	0.0	0.0
Total	0.1	1.9	0.4	0.6

Spring

Level	2005	2006	2007	2008
Grad I	0.0	0.0	0.0	0.0
Grad II		0.0	0.0	
Total	0.0	0.0	0.0	0.0

Fall & Spring

Level	2004-05	2005-06	2006-07	2007-08
Grad I	0.1	1.9	0.4	0.6
Grad II		0.0	0.0	0.0
Total	0.1	1.9	0.4	0.6

Annual

Level	2004-05	2005-06	2006-07	2007-08
Grad I	0.1	9.7	8.8	6.7
Grad II		0.0	0.0	0.0
Total	0.1	9.7	8.8	6.7

Source: Final Student Data Course Files

Note: Lower and Upper hours are divided by 40 to obtain annual FTE; for Graduate I, Graduate II and Graduate III, hours are divided by 32

Distribution of Annual FTE by Semester Within Year

	2004-05	2005-06	2006-07	2007-08
Summer	0.0%	80.6%	95.0%	91.6%
Fall	100.0%	19.4%	5.0%	8.4%
Spring	0.0%	0.0%	0.0%	0.0%
Total	100.0%	100.0%	100.0%	100.0%

**College of Law
Law
Total Student Credit Hours and FTE**

SCH Produced

Summer

Level	2004	2005	2006	2007
Grad I	2,148	1,878	1,973	1,805
Total	2,148	1,878	1,973	1,805

Fall

Level	2004	2005	2006	2007
Grad I	10,335	11,008	10,673	10,823
Grad II		3	15	3
Total	10,335	11,011	10,688	10,826

Spring

Level	2005	2006	2007	2008
Grad I	9,649	10,238	9,897	10,030
Grad II		3	9	
Total	9,649	10,241	9,906	10,030

Fall & Spring

Level	2004-05	2005-06	2006-07	2007-08
Grad I	19,984	21,246	20,570	20,853
Grad II		6	24	3
Total	19,984	21,252	20,594	20,856

Annual

Level	2004-05	2005-06	2006-07	2007-08
Grad I	22,132	23,124	22,543	22,658
Grad II		6	24	3
Total	22,132	23,130	22,567	22,661

Annual FTE Contribution

Summer

Level	2004	2005	2006	2007
Grad I	67.1	58.7	61.7	56.4
Total	67.1	58.7	61.7	56.4

Fall

Level	2004	2005	2006	2007
Grad I	323.0	344.0	333.5	338.2
Grad II		0.1	0.5	0.1
Total	323.0	344.1	334.0	338.3

Spring

Level	2005	2006	2007	2008
Grad I	301.5	319.9	309.3	313.4
Grad II		0.1	0.3	
Total	301.5	320.0	309.6	313.4

Fall & Spring

Level	2004-05	2005-06	2006-07	2007-08
Grad I	624.5	663.9	642.8	651.7
Grad II		0.2	0.8	0.1
Total	624.5	664.1	643.6	651.8

Annual

Level	2004-05	2005-06	2006-07	2007-08
Grad I	691.6	722.6	704.5	708.1
Grad II		0.2	0.8	0.1
Total	691.6	722.8	705.2	708.2

Source: Final Student Data Course Files

Note: Lower and Upper hours are divided by 40 to obtain annual FTE; for Graduate I, Graduate II and Graduate III, hours are divided by 32

Distribution of Annual FTE by Semester Within Year

	2004-05	2005-06	2006-07	2007-08
Summer	9.7%	8.1%	8.7%	8.0%
Fall	46.7%	47.6%	47.4%	47.8%
Spring	43.6%	44.3%	43.9%	44.3%
Total	100.0%	100.0%	100.0%	100.0%

Department of Law
E & G Student Credit Hours and Headcount Productivity
By Instructor Type

	Student					Student					
	FTE	Credit Hrs	SCH/FTE	Headcount	FTE	FTE	Credit Hrs	SCH/FTE	Headcount	FTE	
Fall 2002						Spring 2003					
Faculty	47.93	9247	192.9	3001	62.6	Faculty	51.47	8761	170.2	2985	58.0
OPS Regular Faculty	0	0	0.0	0	0.0	OPS Regular Faculty	0	0	0.0	0	0.0
OPS Faculty Adjuncts	2.11	843	399.5	365	173.0	OPS Faculty Adjuncts	2.69	840	312.3	336	124.9
Graduate Assistants	1.12	0	0.0	0	0.0	Graduate Assistants	0.96	0	0.0	0	0.0
A & P / USPS	0	0	0.0	0	0.0	A & P / USPS	0	0	0.0	0	0.0
Others	0.28	66	235.7	22	78.6	Others	0	0	0.0	0	0.0
	51.44	10156	197.4	3388	65.9		55.12	9601	174.2	3321	60.3
Fall 2003						Spring 2004					
Faculty	51.41	9,271.0	180.3	2,979	57.9	Faculty	49.81	8,048.8	161.6	2,750	55.2
OPS Regular Faculty	0	0.0	0.0	0	0.0	OPS Regular Faculty	0	0.0	0.0	0	0.0
OPS Faculty Adjuncts	3.33	1,116.0	335.1	439	131.8	OPS Faculty Adjuncts	5.38	1,180.0	219.3	474	88.1
Graduate Assistants	0.02	0.0	0.0	0	0.0	Graduate Assistants	0	0.0	0.0	0	0.0
A & P / USPS	0	0.0	0.0	0	0.0	A & P / USPS	0	0.0	0.0	0	0.0
Others	0.19	48.0	252.6	16	84.2	Others	0.08	0.0	0.0	0	0.0
	54.95	10,435.0	189.9	3,434	62.5		55.27	9,228.8	167.0	3,224	58.3
Fall 2004						Spring 2005					
Faculty	55.83	9,361.0	167.7	2,979	53.4	Faculty	53.57	8,240.7	153.8	2,740	51.1
OPS Regular Faculty	0	0.0	0.0	0	0.0	OPS Regular Faculty	0	0.0	0.0	0	0.0
OPS Faculty Adjuncts	2.38	948.0	398.3	385	161.8	OPS Faculty Adjuncts	2.86	1,065.0	372.4	432	151.0
Graduate Assistants	0.5	0.0	0.0	0	0.0	Graduate Assistants	1.01	0.0	0.0	0	0.0
A & P / USPS	0	0.0	0.0	0	0.0	A & P / USPS	0	0.0	0.0	0	0.0
Others	0	0.0	0.0	0	0.0	Others	0	0.0	0.0	0	0.0
	58.71	10,309.0	175.6	3,364	57.3		57.44	9,305.7	162.0	3,172	55.2
Fall 2005						Spring 2006					
Faculty	51.39	8,941.0	174.0	2,965.0	57.7	Faculty	50.3867	8,881.0	176.3	2,917	57.9
OPS Regular Faculty	0	0.0	0.0	0.0	0.0	OPS Regular Faculty	0	0.0	0.0	0	0.0
OPS Faculty Adjuncts	2.27	1,215.0	535.2	474.0	208.8	OPS Faculty Adjuncts	4.75	1,003.0	0.0	408	0.0
Graduate Assistants	0.85	0.0	0.0	0.0	0.0	Graduate Assistants	1	0.0	0.0	0	0.0
A & P / USPS	0	0.0	0.0	0.0	0.0	A & P / USPS	0	0.0	0.0	0	0.0
Others	0	0.0	0.0	0.0	0.0	Others	0	0.0	0.0	0	0.0
	54.51	10,156.0	186.3	3,439	63.1		56.1367	9,884.0	176.1	3,325	59.2
Fall 2006						Spring 2007					
Faculty	52.97	8,964.0	169.2	2,871.0	54.2	Faculty	53.2838	7,904.0	148.3	2,591	48.6
OPS Regular Faculty	0	0.0	0.0	0.0	0.0	OPS Regular Faculty	0	0.0	0.0	0	0.0
OPS Faculty Adjuncts	2.6	1,368.0	526.2	538.0	206.9	OPS Faculty Adjuncts	4.24	1,216.0	286.8	525	123.8
Graduate Assistants	0.97	0.0	0.0	0.0	0.0	Graduate Assistants	0.93	0.0	0.0	0	0.0
A & P / USPS	0	0.0	0.0	0.0	0.0	A & P / USPS	0	0.0	0.0	0	0.0
Others	0	0.0	0.0	0.0	0.0	Others	0	0.0	0.0	0	0.0
	56.54	10,332.0	182.7	3,409	60.3		58.4538	9,120.0	156.0	3,116	53.3

Law - Faculty Courses & Hours

Fall 2002 - Spring 2003			Organized Classes (C,D,L)								
Faculty Member	Class	FTE	SCH			Headcount			Sections		Total #Sec.
			UGrad	Grad	Total SCH	UGrad	Grad	Total HC	UGrad	Grad	
ABBOTT	9009	1.00	-	389.0	389.0	-	133.0	133.0	-	4.0	4.0
ANNINO	9120	0.61	-	-	-	-	-	-	-	-	-
ATKINSON	9001	2.00	-	865.0	865.0	-	320.0	320.0	-	4.0	4.0
BALDWIN	9002	2.00	-	597.0	597.0	-	173.0	173.0	-	4.0	4.0
BANOFF	9001	2.00	-	879.0	879.0	-	224.0	224.0	-	3.0	3.0
BUSHARIS	9120	2.00	-	106.0	106.0	-	53.0	53.0	-	3.0	3.0
CAVANAUGH	9001	0.87	-	172.0	172.0	-	45.0	45.0	-	2.0	2.0
CHRISTIE	9001	2.00	-	623.0	623.0	-	259.0	259.0	-	7.0	7.0
CROSSLEY	9001	1.00	-	321.0	321.0	-	140.0	140.0	-	2.0	2.0
DODGE II	9001	1.00	-	134.0	134.0	-	36.0	36.0	-	2.0	2.0
EHRHARDT	9001	2.00	-	988.0	988.0	-	263.0	263.0	-	4.0	4.0
GERTZ	9121	2.00	-	48.0	48.0	-	24.0	24.0	-	2.0	2.0
GEY	9001	2.00	-	872.0	872.0	-	309.0	309.0	-	6.0	6.0
GRIFFITH	9001	1.67	-	399.0	399.0	-	137.0	137.0	-	3.0	3.0
GRIPPA	9121	2.00	-	98.0	98.0	-	49.0	49.0	-	2.0	2.0
HIRSCH	9001	2.00	-	438.0	438.0	-	143.0	143.0	-	4.0	4.0
KRIEGER	9120	2.00	-	-	-	-	-	-	-	-	-
LARSON	9002	2.00	-	560.0	560.0	-	169.0	169.0	-	4.0	4.0
LAVIA	9121	2.00	-	96.0	96.0	-	48.0	48.0	-	2.0	2.0
LEBEL	9001	2.00	-	618.0	618.0	-	193.0	193.0	-	4.0	4.0
LEE	9002	2.00	-	199.0	199.0	-	66.0	66.0	-	4.0	4.0
MARKELL	9001	2.00	-	441.0	441.0	-	147.0	147.0	-	3.0	3.0
MITCHELL	9003	2.00	-	745.0	745.0	-	258.0	258.0	-	4.0	4.0
OH	9121	2.00	-	96.0	96.0	-	48.0	48.0	-	2.0	2.0
PIAR	9121	2.00	-	96.0	96.0	-	48.0	48.0	-	2.0	2.0
POWELL	9002	2.00	-	963.0	963.0	-	305.0	305.0	-	4.0	4.0
PRIESTER	9003	2.00	-	470.0	470.0	-	128.0	128.0	-	3.0	3.0
RUHL	9001	2.00	-	657.0	657.0	-	233.0	233.0	-	6.0	6.0
SCHROEDER	9001	1.00	-	15.0	15.0	-	5.0	5.0	-	1.0	1.0
SEIDENFELD	9001	2.00	-	555.0	555.0	-	163.0	163.0	-	2.0	2.0
SHEPHERD	9002	2.00	-	729.0	729.0	-	275.0	275.0	-	4.0	4.0
SOUTHERLAND	9002	2.00	-	108.0	108.0	-	41.0	41.0	-	4.0	4.0
STERN	9001	2.00	-	581.0	581.0	-	208.0	208.0	-	6.0	6.0
STONE	9120	0.10	-	53.0	53.0	-	27.0	27.0	-	2.0	2.0
TESON	9009	1.00	-	264.0	264.0	-	94.0	94.0	-	4.0	4.0
VAN DOREN	9001	1.00	-	258.0	258.0	-	89.0	89.0	-	2.0	2.0
VINSON	9001	2.00	45.0	467.0	512.0	15.0	122.0	137.0	1.0	4.0	5.0
WASSERMAN	9003	2.00	-	530.0	530.0	-	144.0	144.0	-	3.0	3.0
WEIDNER	9001	1.00	-	102.0	102.0	-	34.0	34.0	-	1.0	1.0
WOLF	9121	2.00	-	98.0	98.0	-	49.0	49.0	-	2.0	2.0
YETTER	9001	2.00	-	993.0	993.0	-	283.0	283.0	-	4.0	4.0
TOTALS			45.0	16,623.0	16,668.0	15.0	5,485.0	5,500.0	1.0	129.0	130.0
AVERAGE PER FACULTY			45.0	426.2	427.4	15.0	140.6	141.0	1.0	3.3	3.3

Law - Faculty Courses & Hours

Fall 2002 - Spring 2003			Individualized (G,T,I,O,P,R,S,Z)								
Faculty Member	Class	FTE	SCH			Headcount			Sections		Total #Sec.
			UGrad	Grad	Total SCH	UGrad	Grad	Total HC	UGrad	Grad	
ABBOTT	9009	1.00	-	-	-	-	-	-	-	-	-
ANNINO	9120	0.61	-	189.0	189.0	-	33.0	33.0	-	3.0	3.0
ATKINSON	9001	2.00	-	4.0	4.0	-	2.0	2.0	-	2.0	2.0
BALDWIN	9002	2.00	-	1.0	1.0	-	1.0	1.0	-	1.0	1.0
BANOFF	9001	2.00	-	-	-	-	-	-	-	-	-
BUSHARIS	9120	2.00	-	100.0	100.0	-	50.0	50.0	-	2.0	2.0
CAVANAUGH	9001	0.87	-	-	-	-	-	-	-	-	-
CHRISTIE	9001	2.00	-	-	-	-	-	-	-	-	-
CROSSLEY	9001	1.00	-	-	-	-	-	-	-	-	-
DODGE II	9001	1.00	-	-	-	-	-	-	-	-	-
EHRHARDT	9001	2.00	-	-	-	-	-	-	-	-	-
GERTZ	9121	2.00	-	292.0	292.0	-	96.0	96.0	-	6.0	6.0
GEY	9001	2.00	-	2.0	2.0	-	1.0	1.0	-	1.0	1.0
GRIFFITH	9001	1.67	-	-	-	-	-	-	-	-	-
GRIPPA	9121	2.00	-	96.0	96.0	-	48.0	48.0	-	2.0	2.0
HIRSCH	9001	2.00	-	-	-	-	-	-	-	-	-
KRIEGER	9120	2.00	-	261.0	261.0	-	56.0	56.0	-	7.0	7.0
LARSON	9002	2.00	-	-	-	-	-	-	-	-	-
LAVIA	9121	2.00	-	96.0	96.0	-	48.0	48.0	-	2.0	2.0
LEBEL	9001	2.00	-	2.0	2.0	-	1.0	1.0	-	1.0	1.0
LEE	9002	2.00	-	-	-	-	-	-	-	-	-
MARKELL	9001	2.00	-	-	-	-	-	-	-	-	-
MITCHELL	9003	2.00	-	-	-	-	-	-	-	-	-
OH	9121	2.00	-	96.0	96.0	-	48.0	48.0	-	2.0	2.0
PIAR	9121	2.00	-	94.0	94.0	-	47.0	47.0	-	2.0	2.0
POWELL	9002	2.00	-	-	-	-	-	-	-	-	-
PRIESTER	9003	2.00	-	2.0	2.0	-	1.0	1.0	-	1.0	1.0
RUHL	9001	2.00	-	2.0	2.0	-	1.0	1.0	-	1.0	1.0
SCHROEDER	9001	1.00	-	-	-	-	-	-	-	-	-
SEIDENFELD	9001	2.00	-	-	-	-	-	-	-	-	-
SHEPHERD	9002	2.00	-	1.0	1.0	-	1.0	1.0	-	1.0	1.0
SOUTHERLAND	9002	2.00	-	1.0	1.0	-	1.0	1.0	-	1.0	1.0
STERN	9001	2.00	-	-	-	-	-	-	-	-	-
STONE	9120	0.10	-	-	-	-	-	-	-	-	-
TESON	9009	1.00	-	1.0	1.0	-	1.0	1.0	-	1.0	1.0
VAN DOREN	9001	1.00	-	-	-	-	-	-	-	-	-
VINSON	9001	2.00	-	2.0	2.0	-	1.0	1.0	-	1.0	1.0
WASSERMAN	9003	2.00	-	-	-	-	-	-	-	-	-
WEIDNER	9001	1.00	-	-	-	-	-	-	-	-	-
WOLF	9121	2.00	-	98.0	98.0	-	49.0	49.0	-	2.0	2.0
YETTER	9001	2.00	-	-	-	-	-	-	-	-	-
TOTALS			-	1,340.0	1,340.0	-	486.0	486.0	-	39.0	39.0
AVERAGE PER FACULTY			-	70.5	70.5	-	25.6	25.6	-	2.1	2.1

Law - Faculty Courses & Hours

Fall 2002 - Spring 2003			All Types								
Faculty Member	Class	FTE	SCH		TOTAL	Headcount		TOTAL	Sections		TOTAL
			UGrad	Grad	SCH	UGrad	Grad	HC	UGrad	Grad	#Sec.
ABBOTT	9009	1.00	-	389.0	389.0	-	133.0	133.0	-	4.0	4.0
ANNINO	9120	0.61	-	189.0	189.0	-	33.0	33.0	-	3.0	3.0
ATKINSON	9001	2.00	-	869.0	869.0	-	322.0	322.0	-	6.0	6.0
BALDWIN	9002	2.00	-	598.0	598.0	-	174.0	174.0	-	5.0	5.0
BANOFF	9001	2.00	-	879.0	879.0	-	224.0	224.0	-	3.0	3.0
BUSHARIS	9120	2.00	-	206.0	206.0	-	103.0	103.0	-	5.0	5.0
CAVANAUGH	9001	0.87	-	172.0	172.0	-	45.0	45.0	-	2.0	2.0
CHRISTIE	9001	2.00	-	623.0	623.0	-	259.0	259.0	-	7.0	7.0
CROSSLEY	9001	1.00	-	321.0	321.0	-	140.0	140.0	-	2.0	2.0
DODGE II	9001	1.00	-	134.0	134.0	-	36.0	36.0	-	2.0	2.0
EHRHARDT	9001	2.00	-	988.0	988.0	-	263.0	263.0	-	4.0	4.0
GERTZ	9121	2.00	-	340.0	340.0	-	120.0	120.0	-	8.0	8.0
GEY	9001	2.00	-	874.0	874.0	-	310.0	310.0	-	7.0	7.0
GRIFFITH	9001	1.67	-	399.0	399.0	-	137.0	137.0	-	3.0	3.0
GRIPPA	9121	2.00	-	194.0	194.0	-	97.0	97.0	-	4.0	4.0
HIRSCH	9001	2.00	-	438.0	438.0	-	143.0	143.0	-	4.0	4.0
KRIEGER	9120	2.00	-	261.0	261.0	-	56.0	56.0	-	7.0	7.0
LARSON	9002	2.00	-	560.0	560.0	-	169.0	169.0	-	4.0	4.0
LAVIA	9121	2.00	-	192.0	192.0	-	96.0	96.0	-	4.0	4.0
LEBEL	9001	2.00	-	620.0	620.0	-	194.0	194.0	-	5.0	5.0
LEE	9002	2.00	-	199.0	199.0	-	66.0	66.0	-	4.0	4.0
MARKELL	9001	2.00	-	441.0	441.0	-	147.0	147.0	-	3.0	3.0
MITCHELL	9003	2.00	-	745.0	745.0	-	258.0	258.0	-	4.0	4.0
OH	9121	2.00	-	192.0	192.0	-	96.0	96.0	-	4.0	4.0
PIAR	9121	2.00	-	190.0	190.0	-	95.0	95.0	-	4.0	4.0
POWELL	9002	2.00	-	963.0	963.0	-	305.0	305.0	-	4.0	4.0
PRIESTER	9003	2.00	-	472.0	472.0	-	129.0	129.0	-	4.0	4.0
RUHL	9001	2.00	-	659.0	659.0	-	234.0	234.0	-	7.0	7.0
SCHROEDER	9001	1.00	-	15.0	15.0	-	5.0	5.0	-	1.0	1.0
SEIDENFELD	9001	2.00	-	555.0	555.0	-	163.0	163.0	-	2.0	2.0
SHEPHERD	9002	2.00	-	730.0	730.0	-	276.0	276.0	-	5.0	5.0
SOUTHERLAND	9002	2.00	-	109.0	109.0	-	42.0	42.0	-	5.0	5.0
STERN	9001	2.00	-	581.0	581.0	-	208.0	208.0	-	6.0	6.0
STONE	9120	0.10	-	53.0	53.0	-	27.0	27.0	-	2.0	2.0
TESON	9009	1.00	-	265.0	265.0	-	95.0	95.0	-	5.0	5.0
VAN DOREN	9001	1.00	-	258.0	258.0	-	89.0	89.0	-	2.0	2.0
VINSON	9001	2.00	45.0	469.0	514.0	15.0	123.0	138.0	1.0	5.0	6.0
WASSERMAN	9003	2.00	-	530.0	530.0	-	144.0	144.0	-	3.0	3.0
WEIDNER	9001	1.00	-	102.0	102.0	-	34.0	34.0	-	1.0	1.0
WOLF	9121	2.00	-	196.0	196.0	-	98.0	98.0	-	4.0	4.0
YETTER	9001	2.00	-	993.0	993.0	-	283.0	283.0	-	4.0	4.0
TOTALS			45.0	17,963.0	18,008.0	15.0	5,971.0	5,986.0	1.0	168.0	169.0
AVERAGE PER FACULTY			45.0	438.1	439.2	15.0	145.6	146.0	1.0	4.1	4.1

Law - Faculty Courses & Hours

Fall 2006 - Spring 2007			Organized Classes (C,D,L)								
Faculty Member	Class	FTE	SCH		Total SCH	Headcount		Total HC	Sections		Total #Sec.
			UGrad	Grad		UGrad	Grad		UGrad	Grad	
ABOTT	9009	0.80	-	327.0	327.0	-	109.0	109.0	-	6.0	6.0
ANNINO	9120	0.10	-	-	-	-	-	-	-	-	-
ATKINSON	9001	2.00	-	540.0	540.0	-	201.0	201.0	-	5.0	5.0
BANOFF	9001	2.00	-	316.0	316.0	-	103.0	103.0	-	6.0	6.0
BASSETT	9002	1.99	-	405.0	405.0	-	116.0	116.0	-	6.0	6.0
BLENKHORN	9121	2.00	-	102.0	102.0	-	34.0	34.0	-	2.0	2.0
BODELL	9121	2.00	-	118.0	118.0	-	42.0	42.0	-	4.0	4.0
BRIDGEMAN	9003	1.99	-	508.0	508.0	-	190.0	190.0	-	6.0	6.0
CHRISTIE	9001	2.00	-	420.0	420.0	-	164.0	164.0	-	29.0	29.0
CRAIG	9001	2.01	-	438.0	438.0	-	123.0	123.0	-	8.0	8.0
D ALEMBERTE	9001	2.00	-	204.0	204.0	-	67.0	67.0	-	6.0	6.0
DODGE	9001	1.00	-	94.0	94.0	-	27.0	27.0	-	2.0	2.0
EHRHARDT	9001	1.00	-	534.0	534.0	-	141.0	141.0	-	2.0	2.0
GALLE	9003	2.00	-	411.0	411.0	-	106.0	106.0	-	4.0	4.0
GAULT	9053	1.00	-	14.0	14.0	-	3.5	3.5	-	0.5	0.5
GELBACH	9001	2.00	-	139.5	139.5	-	43.5	43.5	-	5.5	5.5
GERTZ	9120	2.00	-	48.0	48.0	-	24.0	24.0	-	3.0	3.0
GEY	9001	2.00	-	895.0	895.0	-	308.0	308.0	-	9.0	9.0
GRIFFITH	9001	2.00	-	159.0	159.0	-	57.0	57.0	-	6.0	6.0
HIRSCH	9001	2.00	-	290.0	290.0	-	75.0	75.0	-	2.0	2.0
JONES	9199	0.94	-	69.0	69.0	-	23.0	23.0	-	2.0	2.0
KLICK	9003	1.00	-	408.5	408.5	-	100.5	100.5	-	2.5	2.5
KRIEGER	9120	2.00	-	-	-	-	-	-	-	-	-
LAVIA	9120	2.00	-	294.0	294.0	-	112.0	112.0	-	5.0	5.0
LEAHY	9003	2.00	-	587.0	587.0	-	158.0	158.0	-	4.0	4.0
LEE	9002	1.99	-	458.0	458.0	-	130.0	130.0	-	6.0	6.0
LUKE	9003	2.00	-	211.0	211.0	-	62.0	62.0	-	4.0	4.0
MARKEL	9003	0.94	-	264.0	264.0	-	67.0	67.0	-	2.0	2.0
MARKELL	9001	2.00	-	582.0	582.0	-	194.0	194.0	-	7.0	7.0
MATTHEWS	9121	2.00	-	102.0	102.0	-	34.0	34.0	-	2.0	2.0
MCCORMICK	9053	1.00	-	14.0	14.0	-	3.5	3.5	-	0.5	0.5
POWELL	9002	2.00	-	1,133.0	1,133.0	-	335.0	335.0	-	6.0	6.0
PRIESTER	9003	2.00	-	678.0	678.0	-	221.0	221.0	-	6.0	6.0
RITCHIE DE LARENA	9003	2.00	-	406.0	406.0	-	157.0	157.0	-	4.0	4.0
ROSSI	9001	1.00	-	260.0	260.0	-	65.0	65.0	-	1.0	1.0
RUHL	9001	2.00	-	467.0	467.0	-	162.0	162.0	-	7.0	7.0
SCIARAFFA	9003	1.99	-	383.0	383.0	-	150.0	150.0	-	6.0	6.0
SEIDENFELD	9001	2.00	-	283.0	283.0	-	72.0	72.0	-	3.0	3.0
SHEPHERD	9001	2.00	-	436.0	436.0	-	168.0	168.0	-	5.0	5.0
SOUTHERLAND	9002	2.00	-	167.0	167.0	-	63.0	63.0	-	6.0	6.0
STERN	9001	2.00	-	520.0	520.0	-	182.0	182.0	-	4.0	4.0
STONE	9120	2.00	-	80.0	80.0	-	45.0	45.0	-	3.0	3.0
TAYLOR	9121	2.00	-	105.0	105.0	-	35.0	35.0	-	2.0	2.0
TESON	9009	0.80	-	348.0	348.0	-	115.0	115.0	-	6.0	6.0
VAN DOREN	9001	1.00	-	78.0	78.0	-	26.0	26.0	-	4.0	4.0
WEIDNER	9001	1.00	-	57.0	57.0	-	19.0	19.0	-	1.0	1.0
WEXLER	9003	1.99	-	420.0	420.0	-	117.0	117.0	-	4.0	4.0
WOLF	9120	2.00	-	303.0	303.0	-	101.0	101.0	-	4.0	4.0
YETTER	9001	2.00	-	741.0	741.0	-	223.0	223.0	-	6.0	6.0
TOTALS			-	15,817.0	15,817.0	-	5,074.0	5,074.0	-	225.0	225.0
AVERAGE PER FACULTY			-	336.5	336.5	-	108.0	108.0	-	4.8	4.8

Law - Faculty Courses & Hours

Fall 2006 - Spring 2007			Individualized (G,T,I,O,P,R,S,Z)								
Faculty Member	Class	FTE	SCH		Total SCH	Headcount		Total HC	Sections		Total #Sec.
			UGrad	Grad		UGrad	Grad		UGrad	Grad	
ABOTT	9009	0.80	-	-	-	-	-	-	-	-	-
ANNINO	9120	0.10	-	77.0	77.0	-	20.0	20.0	-	4.0	4.0
ATKINSON	9001	2.00	-	-	-	-	-	-	-	-	-
BANOFF	9001	2.00	-	-	-	-	-	-	-	-	-
BASSETT	9002	1.99	-	2.0	2.0	-	1.0	1.0	-	1.0	1.0
BLENKHORN	9121	2.00	-	68.0	68.0	-	34.0	34.0	-	2.0	2.0
BODELL	9121	2.00	-	66.0	66.0	-	33.0	33.0	-	4.0	4.0
BRIDGEMAN	9003	1.99	-	-	-	-	-	-	-	-	-
CHRISTIE	9001	2.00	-	-	-	-	-	-	-	-	-
CRAIG	9001	2.01	-	-	-	-	-	-	-	-	-
D ALEMBERTE	9001	2.00	-	8.0	8.0	-	2.0	2.0	-	2.0	2.0
DODGE	9001	1.00	-	-	-	-	-	-	-	-	-
EHRHARDT	9001	1.00	-	-	-	-	-	-	-	-	-
GALLE	9003	2.00	-	-	-	-	-	-	-	-	-
GAULT	9053	1.00	-	-	-	-	-	-	-	-	-
GELBACH	9001	2.00	-	-	-	-	-	-	-	-	-
GERTZ	9120	2.00	-	223.0	223.0	-	72.0	72.0	-	8.0	8.0
GEY	9001	2.00	-	-	-	-	-	-	-	-	-
GRIFFITH	9001	2.00	-	-	-	-	-	-	-	-	-
HIRSCH	9001	2.00	-	-	-	-	-	-	-	-	-
JONES	9199	0.94	-	-	-	-	-	-	-	-	-
KLICK	9003	1.00	-	-	-	-	-	-	-	-	-
KRIEGER	9120	2.00	-	258.0	258.0	-	65.0	65.0	-	9.0	9.0
LAVIA	9120	2.00	-	62.0	62.0	-	31.0	31.0	-	3.0	3.0
LEAHY	9003	2.00	-	-	-	-	-	-	-	-	-
LEE	9002	1.99	-	2.0	2.0	-	1.0	1.0	-	1.0	1.0
LUKE	9003	2.00	-	-	-	-	-	-	-	-	-
MARKEL	9003	0.94	-	-	-	-	-	-	-	-	-
MARKELL	9001	2.00	-	-	-	-	-	-	-	-	-
MATTHEWS	9121	2.00	-	68.0	68.0	-	34.0	34.0	-	2.0	2.0
MCCORMICK	9053	1.00	-	-	-	-	-	-	-	-	-
POWELL	9002	2.00	-	-	-	-	-	-	-	-	-
PRIESTER	9003	2.00	-	1.0	1.0	-	1.0	1.0	-	1.0	1.0
RITCHIE DE LARENA	9003	2.00	-	-	-	-	-	-	-	-	-
ROSSI	9001	1.00	-	-	-	-	-	-	-	-	-
RUHL	9001	2.00	-	1.0	1.0	-	1.0	1.0	-	1.0	1.0
SCIARAFFA	9003	1.99	-	-	-	-	-	-	-	-	-
SEIDENFELD	9001	2.00	-	-	-	-	-	-	-	-	-
SHEPHERD	9001	2.00	-	-	-	-	-	-	-	-	-
SOUTHERLAND	9002	2.00	-	-	-	-	-	-	-	-	-
STERN	9001	2.00	-	-	-	-	-	-	-	-	-
STONE	9120	2.00	-	77.0	77.0	-	13.0	13.0	-	2.0	2.0
TAYLOR	9121	2.00	-	70.0	70.0	-	34.0	34.0	-	3.0	3.0
TESON	9009	0.80	-	2.0	2.0	-	1.0	1.0	-	1.0	1.0
VAN DOREN	9001	1.00	-	-	-	-	-	-	-	-	-
WEIDNER	9001	1.00	-	-	-	-	-	-	-	-	-
WEXLER	9003	1.99	-	-	-	-	-	-	-	-	-
WOLF	9120	2.00	-	66.0	66.0	-	33.0	33.0	-	3.0	3.0
YETTER	9001	2.00	-	-	-	-	-	-	-	-	-
TOTALS			-	1,051.0	1,051.0	-	376.0	376.0	-	47.0	47.0
AVERAGE PER FACULTY			-	65.7	65.7	-	23.5	23.5	-	2.9	2.9

Law - Faculty Courses & Hours

Fall 2006 - Spring 2007			All Types								
Faculty Member	Class	FTE	SCH		TOTAL	Headcount		TOTAL	Sections		TOTAL
			UGrad	Grad	SCH	UGrad	Grad	HC	UGrad	Grad	#Sec.
ABOTT	9009	0.80	-	327.0	327.0	-	109.0	109.0	-	6.0	6.0
ANNINO	9120	0.10	-	77.0	77.0	-	20.0	20.0	-	4.0	4.0
ATKINSON	9001	2.00	-	540.0	540.0	-	201.0	201.0	-	5.0	5.0
BANOFF	9001	2.00	-	316.0	316.0	-	103.0	103.0	-	6.0	6.0
BASSETT	9002	1.99	-	407.0	407.0	-	117.0	117.0	-	7.0	7.0
BLENKHORN	9121	2.00	-	170.0	170.0	-	68.0	68.0	-	4.0	4.0
BODELL	9121	2.00	-	184.0	184.0	-	75.0	75.0	-	8.0	8.0
BRIDGEMAN	9003	1.99	-	508.0	508.0	-	190.0	190.0	-	6.0	6.0
CHRISTIE	9001	2.00	-	420.0	420.0	-	164.0	164.0	-	29.0	29.0
CRAIG	9001	2.01	-	438.0	438.0	-	123.0	123.0	-	8.0	8.0
D ALEMBERTE	9001	2.00	-	212.0	212.0	-	69.0	69.0	-	8.0	8.0
DODGE	9001	1.00	-	94.0	94.0	-	27.0	27.0	-	2.0	2.0
EHRHARDT	9001	1.00	-	534.0	534.0	-	141.0	141.0	-	2.0	2.0
GALLE	9003	2.00	-	411.0	411.0	-	106.0	106.0	-	4.0	4.0
GAULT	9053	1.00	-	14.0	14.0	-	3.5	3.5	-	0.5	0.5
GELBACH	9001	2.00	-	139.5	139.5	-	43.5	43.5	-	5.5	5.5
GERTZ	9120	2.00	-	271.0	271.0	-	96.0	96.0	-	11.0	11.0
GEY	9001	2.00	-	895.0	895.0	-	308.0	308.0	-	9.0	9.0
GRIFFITH	9001	2.00	-	159.0	159.0	-	57.0	57.0	-	6.0	6.0
HIRSCH	9001	2.00	-	290.0	290.0	-	75.0	75.0	-	2.0	2.0
JONES	9199	0.94	-	69.0	69.0	-	23.0	23.0	-	2.0	2.0
KLICK	9003	1.00	-	408.5	408.5	-	100.5	100.5	-	2.5	2.5
KRIEGER	9120	2.00	-	258.0	258.0	-	65.0	65.0	-	9.0	9.0
LAVIA	9120	2.00	-	356.0	356.0	-	143.0	143.0	-	8.0	8.0
LEAHY	9003	2.00	-	587.0	587.0	-	158.0	158.0	-	4.0	4.0
LEE	9002	1.99	-	460.0	460.0	-	131.0	131.0	-	7.0	7.0
LUKE	9003	2.00	-	211.0	211.0	-	62.0	62.0	-	4.0	4.0
MARKEL	9003	0.94	-	264.0	264.0	-	67.0	67.0	-	2.0	2.0
MARKELL	9001	2.00	-	582.0	582.0	-	194.0	194.0	-	7.0	7.0
MATTHEWS	9121	2.00	-	170.0	170.0	-	68.0	68.0	-	4.0	4.0
MCCORMICK	9053	1.00	-	14.0	14.0	-	3.5	3.5	-	0.5	0.5
POWELL	9002	2.00	-	1,133.0	1,133.0	-	335.0	335.0	-	6.0	6.0
PRIESTER	9003	2.00	-	679.0	679.0	-	222.0	222.0	-	7.0	7.0
RITCHIE DE LARENA	9003	2.00	-	406.0	406.0	-	157.0	157.0	-	4.0	4.0
ROSSI	9001	1.00	-	260.0	260.0	-	65.0	65.0	-	1.0	1.0
RUHL	9001	2.00	-	468.0	468.0	-	163.0	163.0	-	8.0	8.0
SCIARAFFA	9003	1.99	-	383.0	383.0	-	150.0	150.0	-	6.0	6.0
SEIDENFELD	9001	2.00	-	283.0	283.0	-	72.0	72.0	-	3.0	3.0
SHEPHERD	9001	2.00	-	436.0	436.0	-	168.0	168.0	-	5.0	5.0
SOUTHERLAND	9002	2.00	-	167.0	167.0	-	63.0	63.0	-	6.0	6.0
STERN	9001	2.00	-	520.0	520.0	-	182.0	182.0	-	4.0	4.0
STONE	9120	2.00	-	157.0	157.0	-	58.0	58.0	-	5.0	5.0
TAYLOR	9121	2.00	-	175.0	175.0	-	69.0	69.0	-	5.0	5.0
TESON	9009	0.80	-	350.0	350.0	-	116.0	116.0	-	7.0	7.0
VAN DOREN	9001	1.00	-	78.0	78.0	-	26.0	26.0	-	4.0	4.0
WEIDNER	9001	1.00	-	57.0	57.0	-	19.0	19.0	-	1.0	1.0
WEXLER	9003	1.99	-	420.0	420.0	-	117.0	117.0	-	4.0	4.0
WOLF	9120	2.00	-	369.0	369.0	-	134.0	134.0	-	7.0	7.0
YETTER	9001	2.00	-	741.0	741.0	-	223.0	223.0	-	6.0	6.0
TOTALS			-	16,868.0	16,868.0	-	5,450.0	5,450.0	-	272.0	272.0
AVERAGE PER FACULTY			-	344.2	344.2	-	111.2	111.2	-	5.6	5.6

**Operating Budget E&G Position FTE and Ra
By Pay Plan, Month Type, Filled/Vacant, and Rank**

College of Law

		2005-2006	2006-2007	2007-2008
Total All Pay Plans	FTE	125.01	107.03	129.74
	Person Years	93.88	92.09	93.52
	Current Rate	\$7,927,072	\$8,273,800	\$8,368,853
Filled 9- & 12-Month Faculty	FTE	55.00	59.00	59.00
	Person Years	45.64	48.63	48.63
	Current Rate	\$5,689,478	\$6,592,627	\$6,677,160
Vacant & Reserve Faculty	FTE	9.50	4.00	5.00
	Person Years	7.35	3.49	4.24
	Current Rate	\$819,018	\$245,052	\$171,951
Summer Faculty	FTE	20.76	5.02	26.24
	Person Years	1.13	0.95	1.15
	Current Rate	\$174,306	\$155,119	\$193,592
Filled Support	FTE	38.75	35.00	35.00
	Person Years	38.75	35.00	35.00
	Current Rate	\$1,223,489	\$1,194,034	\$1,182,772
Vacant & Reserve Support	FTE	1.00	4.01	4.50
	Person Years	1.00	4.01	4.50
	Current Rate	\$20,781	\$86,968	\$143,378

E & G Expenditures by Budget Category, By Major Object code, Departments within School

College of Law

Category Code	Object Code	2004-05	2005-06	2006-07
SALARY	FACULTY	\$5,847,934	\$6,233,012	\$6,627,606
	A&P	\$347,665	\$373,003	\$395,956
	USPS	\$822,500	\$833,646	\$796,315
		15	\$1,724,484	\$1,869,987
	OTHER SALARY	\$159,381	\$40,011	\$34,114
SALARY		\$8,804,585	\$9,204,156	\$9,723,978
EXPENSE	CONSTRUCTION SUPPLIES	\$413	\$45	
	CONSULTING & OTHER	\$59,251	\$34,991	\$109,304
	EDUCATIONAL SUPPLIES	\$35,815	\$17,823	\$9,461
	EQUIPMENT & BOOKS	\$157,199	\$47,835	\$51,642
	EXPENSE OTHER	\$68,472	\$67,534	\$69,251
	FOOD	\$774		
	INSURANCE & BENEFITS	\$3,263	\$3,356	
	MAINT & HEATING SUPPLIES	\$584	\$2,274	\$2,825
	OFFICE SUPPLIES	\$17,426	\$39,058	\$53,162
	OTHER CURRENT CHARGES	\$32,977	\$248,759	\$262,427
	OTHER MATERIALS & SUPPLIES	\$69,546	\$62,480	\$34,295
	PRINTING	\$117,838	\$173,244	\$207,261
	PURCHASE FOR RESALE	\$8,294	\$1,605	\$120
	RENTAL OF BUILDINGS		\$535	\$535
	RENTAL OF EQUIPMENT	\$11,888	\$11,669	\$24,504
	REPAIRS & MAINTENANCE	\$80,092	\$78,148	\$54,530
	SCHOLARSHIPS & FELLOWSHIPS	\$2,930		
	TELEPHONE	\$117,346	\$116,538	\$127,257
	TRAVEL	\$230,971	\$309,633	\$320,416
	UTILITIES	\$400		
EXPENSE		\$1,015,479	\$1,215,527	\$1,326,990
OPS	FRINGE BENEFITS	\$17,551	\$15,012	\$7,137
	FACULTY ADJUNCTS	\$118,378	\$125,759	\$177,379
	GRAD ASST	\$3,281	\$17,749	\$30,688
	OPS OTHER	\$96,782	\$133,095	\$174,062
	STUDENT ASST	\$294,539	\$324,840	\$302,287
OPS		\$530,531	\$616,455	\$691,553
OCO	DATA PROCESSING EQUIPMENT	\$69,417	\$64,615	\$45,518
	EDUCATIONAL EQUIPMENT	\$2,725	\$3,395	\$5,572
	FURNITURE & EQUIPMENT		\$6,209	\$5,992
OCO		\$72,142	\$74,219	\$57,082
FINANCIAL AID	STUDENT FINANCIAL AID		\$22,000	\$113,000
FINANCIAL AID			\$22,000	\$113,000
LIBRARY RESOURCES	LIBRARY BOOKS	\$853,379	\$883,221	\$883,221
LIBRARY RESOURCES		\$853,379	\$883,221	\$883,221
	Department Total:	\$11,276,116	\$12,015,578	\$12,795,824

**Quality Enhancement Review
Unit Accomplishment Summary
Teaching and Research Overview
2006-2007**

Name of Program: Law

Faculty member	Instructional assignment (%)	Number of organized courses taught (C,D,L)	Number of individualized courses (G,T,I,O,P,R,S,Z)	Instructional contact hours	Number of directed individual studies (DIS)	Number of PhD students supervised	Research assignment (%)	NRC-countable publications and/or creative products	ALL SOURCES			
									Number of proposals submitted	Number of proposals funded	Total grant funds awarded	Number of honors and awards
ABOTT		6.0	0.0	10.0								
ANNINO		0.0	4.0	15.7								
ATKINSON		5.0	0.0	8.6								
BANOFF		6	0.0	9.9								
BASSETT		6.0	1.0	10.4								
BLENKHORN		2.0	2.0	5.9								
BODELL		4.0	4.0	10.0								
BRIDGEMAN		6.0	0.0	9.0								
CHRISTIE		29.0	0.0	69.3								
CRAIG		8.0	0.0	13.6								
D ALEMBERTE		6.0	2.0	11.5								
DODGE		2.0	0.0	6.0								
EHRHARDT		2.0	0.0	6.0								
GALLE		4.0	0.0	8.6								
GAULT		0.5	0.0	1.0								
GELBACH		5.5	0.0	8.5								
GERTZ		3.0	8.0	60.9								
GEY		9.0	0.0	15.3								
GRIFFITH		6.0	0.0	9.3								
HIRSCH		2.0	0.0	7.0								
JONES		2.0	0.0	2.0								
KLICK		2.5	0.0	9.5								
KRIEGER		0.0	9.0	52.0								
LAVIA		5.0	3.0	11.4								
LEAHY		4.0	0.0	8.6								
LEE		6.0	1.0	11.1								
LUKE		4.0	0.0	8.6								
MARKEL		2.0	0.0	7.0								
MARKELL		7.0	0.0	11.0								
MATTHEWS		2.0	2.0	6.0								
MCCORMICK		0.5	0.0	1.0								
POWELL		6.0	0.0	8.9								

**Quality Enhancement Review
Unit Accomplishment Summary
Teaching and Research Overview
2006-2007**

Name of Program: Law

PRIESTER		6.0	1.0	10.5								
RITCHIE DE LARENA		4.0	0.0	7.0								
ROSSI		1.0	0.0	1.3								
RUHL		7.0	1.0	13.8								
SCIARAFFA		6.0	0.0	9.3								
SEIDENFELD		3.0	0.0	5.6								
SHEPHERD		5.0	0.0	8.0								
SOUTHERLAND		6.0	0.0	9.3								
STERN		4.0	0.0	10.0								
STONE		3.0	2.0	19.4								
TAYLOR		2.0	3.0	7.3								
TESON		6.0	1.0	10.5								
VAN DOREN		4.0	0.0	4.0								
WEIDNER		1.0	0.0	3.0								
WEXLER		4.0	0.0	6.3								
WOLF		4.0	3.0	9.3								
YETTER		6.0	0.0	9.6								
SUM		225.0	47.0	577.8								
MEAN		4.6	1.0	11.8								
MEDIAN		4.0	0.0	9.3								

**Quality Enhancement Review
Unit Accomplishment Summary
Instructional Activities
2006-2007**

Name of Program: Law

Faculty member	Instructional assignment (%)	Number of organized courses taught (C,D,L)	Total enrollment	Number of individualized courses (G,T,I,O,P,R,S,Z)	Total enrollment	Total instructional contact hours	Total student credit hours	Number of honors courses	Number of thesis/dissertation student committees
ABOTT		6.0	109	0.0	0	10.0	327.0		
ANNINO		0.0	0	4.0	20	15.7	77.0		
ATKINSON		5.0	201	0.0	0	8.6	540.0		
BANOFF		6	103	0.0	0	9.9	316.0		
BASSETT		6.0	116	1.0	1	10.4	407.0		
BLENKHORN		2.0	34	2.0	34	5.9	170.0		
BODELL		4.0	42	4.0	33	10.0	184.0		
BRIDGEMAN		6.0	190	0.0	0	9.0	508.0		
CHRISTIE		29.0	164	0.0	0	69.3	420.0		
CRAIG		8.0	123	0.0	0	13.6	438.0		
D ALEMBERTE		6.0	67	2.0	2	11.5	212.0		
DODGE		2.0	27	0.0	0	6.0	94.0		
EHRHARDT		2.0	141	0.0	0	6.0	534.0		
GALLE		4.0	106	0.0	0	8.6	411.0		
GAULT		0.5	7	0.0	0	1.0	14.0		
GELBACH		5.5	46	0.0	0	8.5	139.5		
GERTZ		3.0	24	8.0	72	60.9	271.0		
GEY		9.0	308	0.0	0	15.3	895.0		
GRIFFITH		6.0	57	0.0	0	9.3	159.0		
HIRSCH		2.0	75	0.0	0	7.0	290.0		
JONES		2.0	23	0.0	0	2.0	69.0		
KLICK		2.5	103	0.0	0	9.5	408.5		
KRIEGER		0.0	0	9.0	65	52.0	258.0		
LAVIA		5.0	112	3.0	31	11.4	356.0		
LEAHY		4.0	158	0.0	0	8.6	587.0		
LEE		6.0	130	1.0	1	11.1	460.0		
LUKE		4.0	62	0.0	0	8.6	211.0		
MARKEL		2.0	67	0.0	0	7.0	264.0		
MARKELL		7.0	194	0.0	0	11.0	582.0		

**Quality Enhancement Review
Unit Accomplishment Summary
Instructional Activities
2006-2007**

Name of Program: Law

MATTHEWS		2.0	34	2.0	34	6.0	170.0		
MCCORMICK		0.5	7	0.0	0	1.0	14.0		
POWELL		6.0	335	0.0	0	8.9	1,133.0		
PRIESTER		6.0	221	1.0	1	10.5	679.0		
RITCHIE DE LARENA		4.0	157	0.0	0	7.0	406.0		
ROSSI		1.0	65	0.0	0	1.3	260.0		
RUHL		7.0	162	1.0	1	13.8	468.0		
SCIARAFFA		6.0	150	0.0	0	9.3	383.0		
SEIDENFELD		3.0	72	0.0	0	5.6	283.0		
SHEPHERD		5.0	168	0.0	0	8.0	436.0		
SOUTHERLAND		6.0	63	0.0	0	9.3	167.0		
STERN		4.0	182	0.0	0	10.0	520.0		
STONE		3.0	45	2.0	13	19.4	157.0		
TAYLOR		2.0	35	3.0	34	7.3	175.0		
TESON		6.0	115	1.0	1	10.5	350.0		
VAN DOREN		4.0	26	0.0	0	4.0	78.0		
WEIDNER		1.0	19	0.0	0	3.0	57.0		
WEXLER		4.0	117	0.0	0	6.3	420.0		
WOLF		4.0	101	3.0	33	9.3	369.0		
YETTER		6.0	223	0.0	0	9.6	741.0		
SUM		225.0	5,086	47.0	376	577.8	16,868.0		
MEAN		4.6	104	1.0	8	11.8	344.2		
MEDIAN		4.0	103	0.0	0	9.3	327.0		