

**College of Arts and Sciences
Department of Physics
Degree Programs**

| Major Name | Major Code | Academic Plan Code | CIP Code | Degree Offered |
|-------------------|-------------------|---------------------------|-----------------|-----------------------|
| Physics | 118110 | PYSICABS | 400801 | Bachelor of Science |
| Physics | 118110 | PYSICAMS | 400801 | Master of Science* |
| Physics | 118110 | PYSICAPD | 400801 | Doctorate |

**Not published at Masters Level*

| Major Name | Major Code | Academic Plan Code | CIP Code | Degree Offered |
|--------------------------|-------------------|---------------------------|-----------------|-----------------------|
| Physics and Astrophysics | 181111 | PYSICASTBS | 400801 | Bachelor of Science |

| Major Name | Major Code | Academic Plan Code | CIP Code | Degree Offered |
|-------------------|-------------------|---------------------------|-----------------|-----------------------|
| Physical Science | 118140 | PYSICSCIBS | 400899 | Bachelor of Science |

| Major Name | Major Code | Academic Plan Code | CIP Code | Degree Offered |
|----------------------------|-------------------|---------------------------|-----------------|-----------------------|
| Physical Science/FSU-Teach | 118151 | PYSICZPR | 400899 | Bachelor of Science |

Source: Degree Program Inventory, FSU and SUS

College of Arts and Sciences
Department of Physics
Faculty Demographics

Ranked Faculty

| Last Name | First Name | Degree | Degree University | Admin. | Job Description | Tenure | FSU Hire | Gender | Race |
|------------------|-------------|--------|--|--------|-------------------------|--------|------------|--------|----------|
| | | | | Code | | | | | |
| Adams | Todd | Ph.D. | University of Notre Dame | 99 | Professor 9 Mo SAL | 1 | 8/8/2001 | Male | White |
| Almaraz-Calderon | Sergio | Ph.D. | University of Notre Dame | 99 | Asst Professor 9 Mo SAL | 2 | 12/23/2014 | Male | Hispanic |
| Askew | Andrew | Ph.D. | Rice University | 99 | Asst Professor 9 Mo SAL | 2 | 8/10/2009 | Male | White |
| Beekman | Christianne | Ph.D. | Leiden Univ, The Netherlands | 99 | Asst Professor 9 Mo SAL | 2 | 8/8/2014 | Female | White |
| Berg | Bernd | Ph.D. | Free University of Berlin | 99 | Professor 9 Mo SAL | 1 | 10/1/1985 | Male | White |
| Blessing | Susan | Ph.D. | Indiana University | 99 | Professor 9 Mo SAL | 1 | 12/22/1993 | Female | White |
| Bonesteel | Nicholas | Ph.D. | Cornell University | 99 | Professor 9 Mo SAL | 1 | 8/8/1994 | Male | White |
| Cao | Jianming | Ph.D. | University of Rochester | 99 | Professor 9 Mo SAL | 1 | 8/9/1999 | Male | Asian |
| Capstick | Simon | Ph.D. | University of Toronto | 99 | Professor 9 Mo SAL | 1 | 12/22/1993 | Male | White |
| Chiorescu | Irinel | Ph.D. | Joseph Fourier Univ (France) | 99 | Asoc Professor 9 Mo SAL | 1 | 12/8/2004 | Male | White |
| Collins | David | Ph.D. | | 99 | Asst Professor 9 Mo SAL | 2 | 8/8/2013 | Male | White |
| Cottle | Paul | Ph.D. | Yale University | 99 | Professor 9 Mo SAL | 1 | 7/1/1986 | Male | White |
| Crede | Volker | Ph.D. | Rheinische Fredrich-Wilhelms (Germany) | 99 | Asoc Professor 9 Mo SAL | 1 | 12/8/2004 | Male | White |
| Dobrosavljevic | Vladimir | Ph.D. | Brown University | 99 | Professor 9 Mo SAL | 1 | 8/8/1995 | Male | White |
| Duke | Dennis | Ph.D. | Iowa State University | 99 | Professor 9 Mo SAL | 1 | 6/26/1981 | Male | White |
| Eugenio | Paul | Ph.D. | University of Massachusetts | 99 | Professor 9 Mo SAL | 1 | 8/8/2001 | Male | White |
| Gao | Hanwei | Ph.D. | Northwestern University | 99 | Asst Professor 9 Mo SAL | 2 | 8/8/2013 | Male | Asian |
| Hill | Stephen | Ph.D. | University of Oxford | 99 | Professor 9 Mo SAL | 1 | 8/8/2008 | Male | White |
| Hoeflich | Peter | Ph.D. | University of Heidelberg | 99 | Professor 9 Mo SAL | 1 | 8/9/2006 | Male | White |
| Huffenberger | Kevin | Ph.D. | Princeton University | 99 | Asst Professor 9 Mo SAL | 2 | 8/8/2013 | Male | White |
| Lind | David | Ph.D. | Rice University | 99 | Asoc Professor 9 Mo SAL | 1 | 8/8/1988 | Male | White |
| Manousakis | Efstratios | Ph.D. | University of Illinois | 99 | Professor 9 Mo SAL | 1 | 8/8/1988 | Male | White |
| Murphy | Jeremiah | Ph.D. | | 99 | Asst Professor 9 Mo SAL | 2 | 8/8/2013 | Male | White |
| Ng | Hon | Ph.D. | McMaster University | 99 | Asoc Professor 9 Mo SAL | 1 | 10/20/1986 | Male | Asian |
| Okui | Takemichi | Ph.D. | | 99 | Asst Professor 9 Mo SAL | 2 | 8/10/2009 | Male | Asian |
| Owens | Joseph | Ph.D. | Tufts University | 99 | Professor 9 Mo SAL | 1 | 6/7/1979 | Male | White |
| Piekarewicz | Jorge | Ph.D. | University of Pennsylvania | 99 | Professor 9 Mo SAL | 1 | 10/1/1990 | Male | Hispanic |
| Prosper | Harrison | Ph.D. | Manchester University | 99 | Professor 9 Mo SAL | 1 | 8/9/1993 | Male | Black |
| Reina | Laura | Ph.D. | Intern'l School for Adv. Std, Trieste | 99 | Professor 9 Mo SAL | 1 | 8/7/1998 | Female | White |
| Rikvold | Per | Ph.D. | Temple University | 99 | Professor 9 Mo SAL | 1 | 5/1/1987 | Male | White |
| Riley | Mark | Ph.D. | University of Liverpool | 99 | Professor 9 Mo SAL | 1 | 12/21/1990 | Male | White |
| Roberts | Winston | Ph.D. | University of Guelph (Canada) | 99 | Professor 9 Mo SAL | 1 | 12/22/2005 | Male | Black |
| Schlottmann | Pedro | Ph.D. | Technical University of Munich | 99 | Professor 9 Mo SAL | 1 | 8/8/1990 | Male | White |
| Tabor | Samuel | Ph.D. | Stanford University | 99 | Professor 9 Mo SAL | 1 | 9/5/1980 | Male | White |
| Vafek | Oskar | Ph.D. | Johns Hopkins University | 99 | Asoc Professor 9 Mo SAL | 1 | 8/9/2006 | Male | White |

College of Arts and Sciences
 Department of Physics
 Faculty Demographics

Ranked Faculty

| Last Name | First Name | Degree | Degree University | Admin. | | Tenure | FSU Hire | Gender | Race |
|--------------|-------------|--------|---------------------------|--------|--------------------|--------|------------|--------|-------|
| | | | | Code | Job Description | | | | |
| Van Winkle | David | Ph.D. | University of Colorado | C2 | Professor 9 Mo SAL | 1 | 8/7/1986 | Male | White |
| Volya | Alexander | Ph.D. | Michigan State University | 99 | Professor 9 Mo SAL | 1 | 8/8/2003 | Male | White |
| Wahl | Horst | Ph.D. | University of Vienna | C1 | Professor 9 Mo SAL | 1 | 12/19/1985 | Male | White |
| Wiedenhoefer | Ingo Ludwig | Ph.D. | University of Cologne | 99 | Professor 9 Mo SAL | 1 | 8/8/2001 | Male | White |
| Xiong | Peng | Ph.D. | Brown University | 99 | Professor 9 Mo SAL | 1 | 10/20/1997 | Male | Asian |
| Yang | Kun | Ph.D. | Indiana University | 99 | Professor 9 Mo SAL | 1 | 8/9/1999 | Male | Asian |
| Zhou | Huan-Xiang | Ph.D. | Drexel University | 99 | Professor 9 Mo SAL | 1 | 8/8/2002 | Male | Asian |

Additional Faculty and Instructors

| Last Name | First Name | Degree | Degree University | Admin. | | Tenure | FSU Hire | Gender | Race |
|-------------|------------|--------|------------------------------------|--------|--------------------------------|--------|-----------|--------|-------|
| | | | | Code | Job Description | | | | |
| Baby | Lagy | Ph.D. | Florida State University | 99 | Research Fac II 12Mo SAL | 3 | 3/7/2003 | Male | Asian |
| Caussyn | David | Ph.D. | | 99 | Research Fac II 12Mo SAL | 3 | 3/1/1995 | Male | White |
| Frawley | Anthony | Ph.D. | Australian National University | 99 | Research Fac III 12 Mo SAL | 3 | 8/1/1980 | Male | White |
| Hori | Yuko | Ph.D. | | 99 | Teaching Faculty I Adjunct | 3 | 8/24/2009 | Female | Asian |
| Mott | Lonnie | Bach. | | 99 | Teaching Faculty I Adjunct | 3 | 8/19/2013 | Male | Black |
| Myers | Edmund | Ph.D. | University of Oxford | 99 | Research Fac III 12 Mo SAL | 3 | 5/30/1986 | Male | White |
| Quackenbush | Seth | Ph.D. | | 99 | Assistant in Research 12 Mo SA | 3 | 9/1/2012 | Male | White |
| Rubin | David | Ph.D. | University of California, Berkeley | 99 | Research Faculty I 9 Mo SAL | 3 | 8/8/2013 | Male | White |
| Sadler | Benjamin | Ph.D. | | 99 | Teaching Faculty I Adjunct | 3 | 8/9/2005 | Male | White |
| Schmidt | Brian | Ph.D. | | 99 | Assistant in Research 12 Mo SA | 3 | 6/24/1983 | Male | White |
| Spingler | David | Bach. | | 99 | Associate in Research 12 Mo S | 3 | 7/7/1989 | Male | White |
| Tripathi | Vandana | | | 99 | Research Faculty I 12 Mo SAL | 3 | 8/6/2010 | Female | Asian |
| Weinberg | Marc | Ph.D. | | 99 | Assistant in Research 12 Mo SA | 3 | 10/1/2011 | Male | White |
| Yesiltas | Mehmet | Mast. | | 99 | Teaching Faculty I Adjunct | 3 | 8/8/2014 | Male | White |

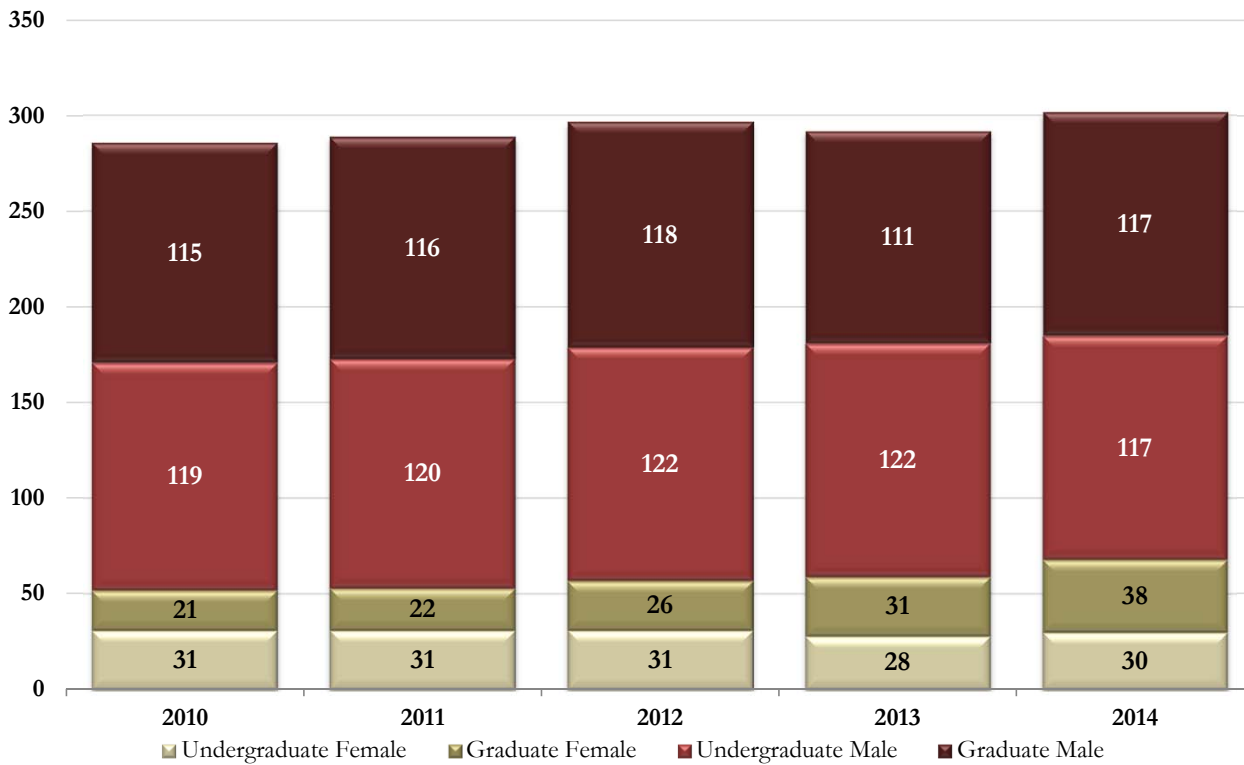
Administrative Codes:

- C1 - Chair
- C2 - Associate Chair
- G1 - Program Director
- 99 - No Administrative Duties

Tenure Codes:

- 1 - Tenured
- 2 - Tenure-Earning
- 3 - Non-Tenured

College of Arts and Sciences
 Department of Physics
 Enrollment by Fall Semester



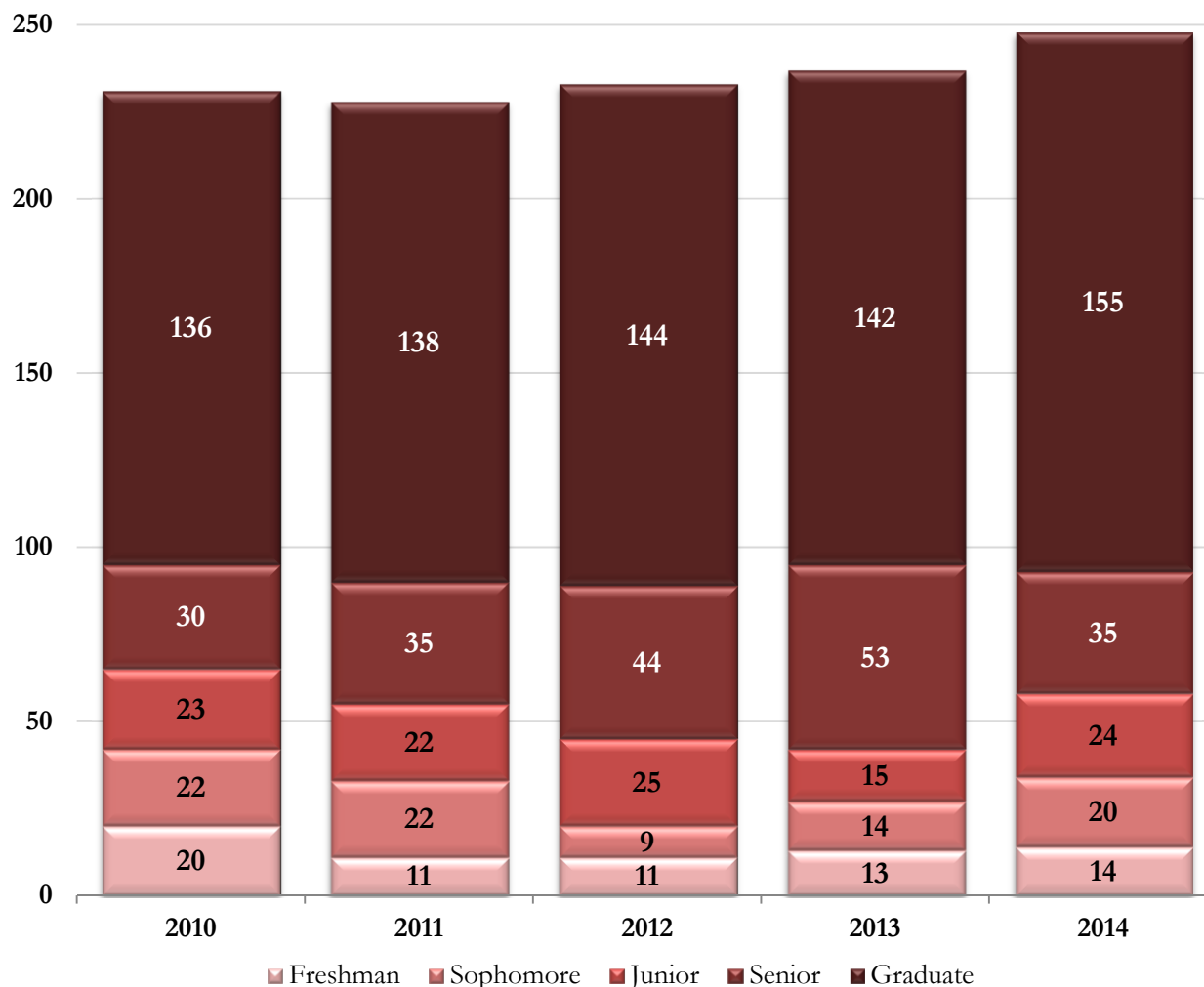
Department of Physics

| | Fall 2010 | | Fall 2011 | | Fall 2012 | | Fall 2013 | | Fall 2014 | |
|-------------------------------------|------------|------------|------------|------------|------------|------------|------------|------------|------------|------------|
| | UG | G | UG | G | UG | G | UG | G | UG | G |
| Total | 150 | 136 | 151 | 138 | 153 | 144 | 150 | 142 | 147 | 155 |
| Female | 31 | 21 | 31 | 22 | 31 | 26 | 28 | 31 | 30 | 38 |
| American Indian/Native Alaskan | 0 | 0 | 0 | 0 | 0 | 0 | 0 | 0 | 0 | 0 |
| Asian | 2 | 0 | 2 | 0 | 1 | 0 | 0 | 0 | 0 | 0 |
| Black | 1 | 1 | 0 | 0 | 0 | 0 | 0 | 0 | 1 | 0 |
| Hispanic | 4 | 0 | 3 | 0 | 2 | 0 | 3 | 1 | 3 | 2 |
| Native Hawaiian or Pacific Islander | 0 | 0 | 0 | 0 | 0 | 0 | 0 | 0 | 0 | 0 |
| White | 22 | 8 | 23 | 6 | 24 | 9 | 22 | 10 | 22 | 12 |
| Non-Resident Alien | 0 | 12 | 1 | 16 | 1 | 17 | 1 | 20 | 1 | 23 |
| Two or More Races | 0 | 0 | 0 | 0 | 1 | 0 | 1 | 0 | 2 | 0 |
| Not Reported | 2 | 0 | 2 | 0 | 2 | 0 | 1 | 0 | 1 | 1 |
| Male | 119 | 115 | 120 | 116 | 122 | 118 | 122 | 111 | 117 | 117 |
| American Indian/Native Alaskan | 0 | 0 | 0 | 0 | 0 | 0 | 1 | 0 | 0 | 0 |
| Asian/Pacific Islander | 1 | 2 | 1 | 2 | 1 | 3 | 2 | 2 | 2 | 2 |
| Black | 6 | 2 | 3 | 1 | 3 | 1 | 6 | 1 | 5 | 1 |
| Hispanic | 15 | 0 | 19 | 0 | 15 | 1 | 16 | 3 | 21 | 6 |
| Native Hawaiian or Pacific Islander | 0 | 0 | 0 | 0 | 0 | 0 | 0 | 0 | 0 | 0 |
| White | 94 | 51 | 85 | 58 | 94 | 53 | 91 | 46 | 80 | 50 |
| Non-Resident Alien | 0 | 55 | 1 | 52 | 0 | 56 | 0 | 54 | 0 | 54 |
| Two or More Races | 1 | 1 | 6 | 1 | 5 | 1 | 4 | 2 | 6 | 2 |
| Not Reported | 2 | 4 | 5 | 2 | 4 | 3 | 2 | 3 | 3 | 2 |

UG = Undergraduate; G = Graduate

Source: Fall Preliminary Student Instruction Files (SIFP)

College of Arts and Sciences
 Department of Physics
 Enrollment by Fall Semester
 Major Description: **Physics**

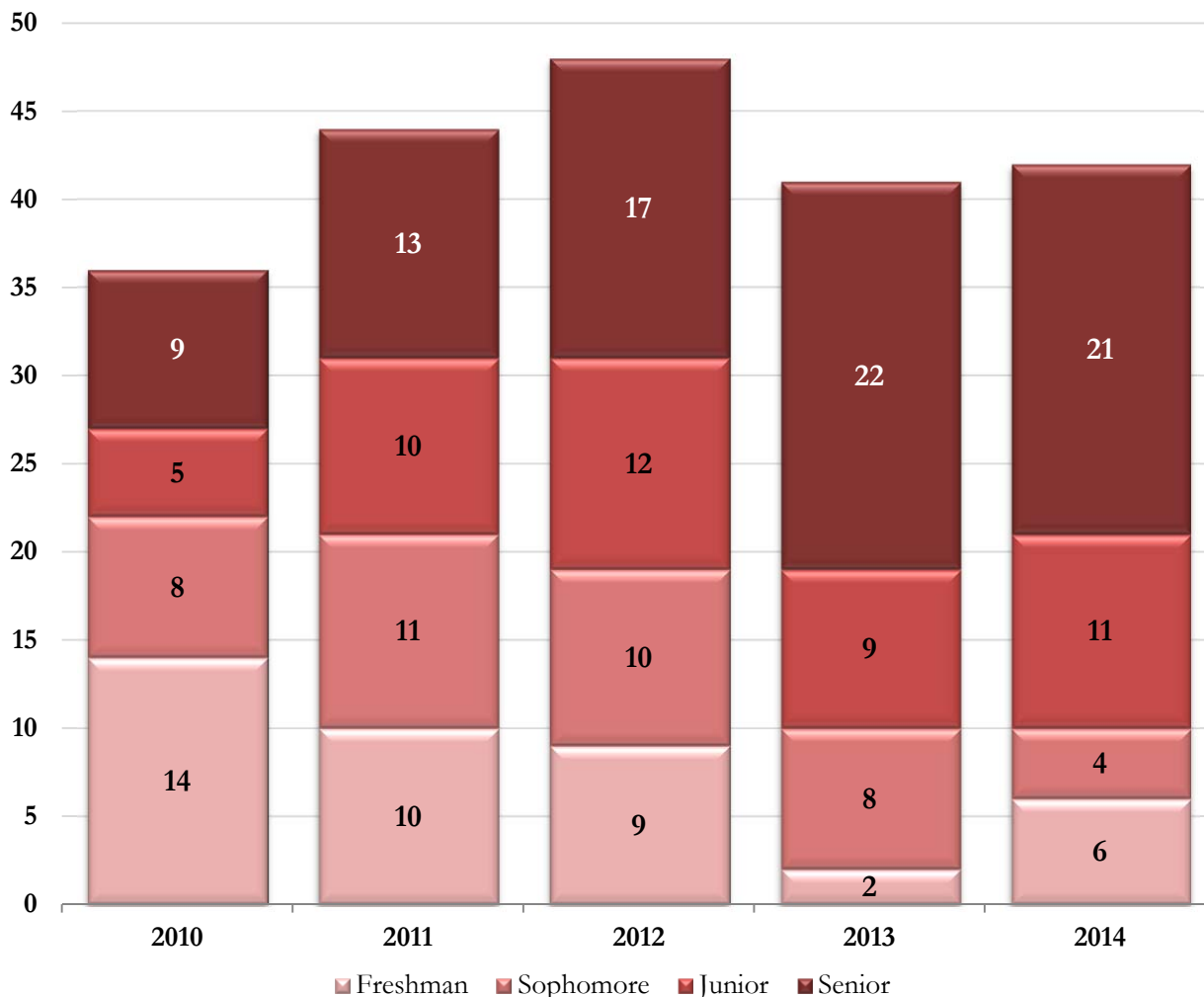


| | Fall 2010 | Fall 2011 | Fall 2012 | Fall 2013 | Fall 2014 |
|------------------------|--------------|--------------|--------------|--------------|--------------|
| Physics | | | | | |
| Undergraduate | 95 | 90 | 89 | 95 | 93 |
| Freshman | 20 | 11 | 11 | 13 | 14 |
| Sophomore | 22 | 22 | 9 | 14 | 20 |
| Junior | 23 | 22 | 25 | 15 | 24 |
| Senior | 30 | 35 | 44 | 53 | 35 |
| Graduate | 136 | 138 | 144 | 142 | 155 |
| Graduate - Masters | 4 | 2 | 1 | 0 | 2 |
| Graduate - Doctorate | 132 | 136 | 143 | 142 | 153 |
| Total for Major | 231 | 228 | 233 | 237 | 248 |

Source: Fall Preliminary Student Instruction Files (SIFP)

College of Arts and Sciences
 Department of Physics
 Enrollment by Fall Semester

Major Description: **Physics and Astrophysics**

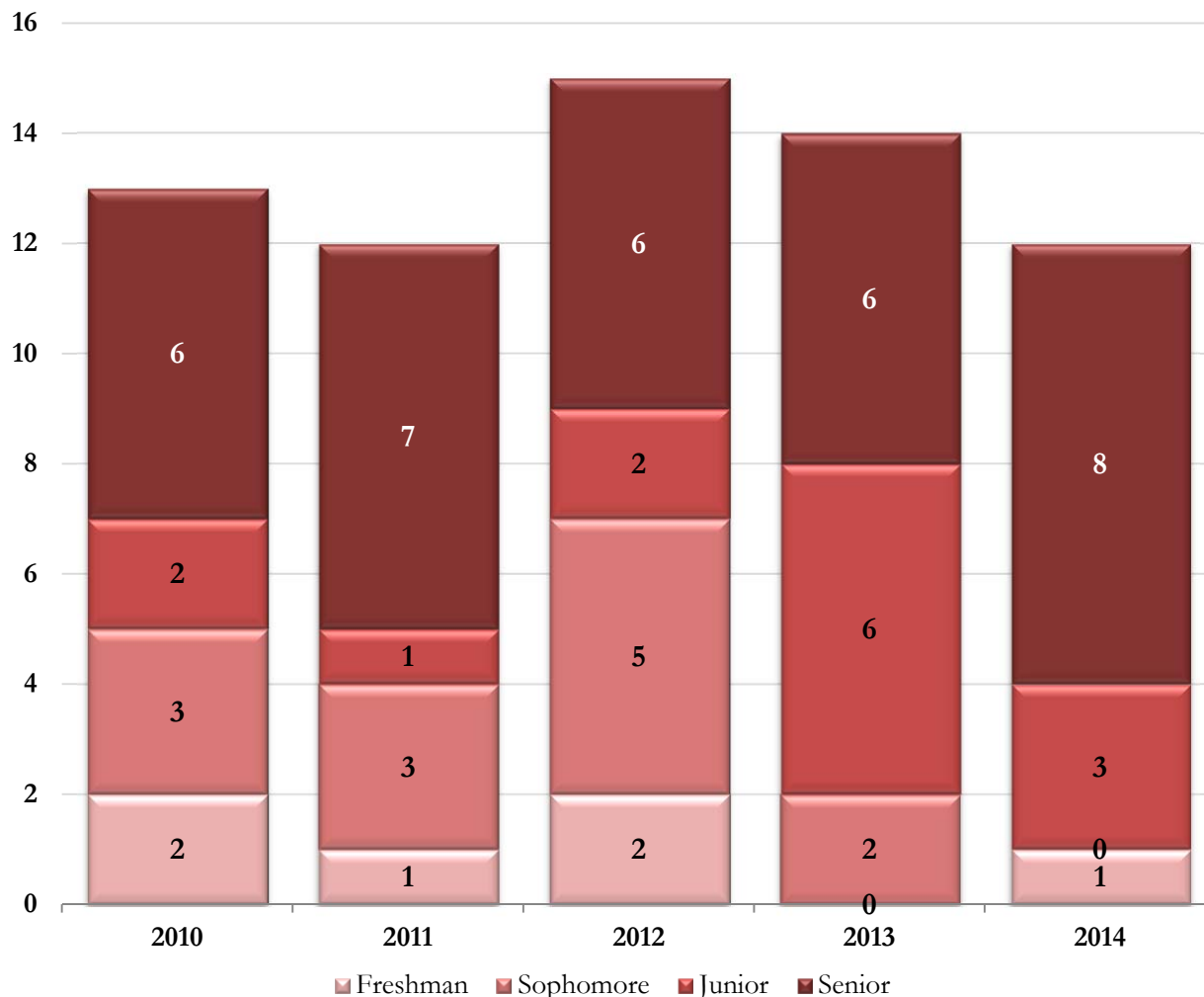


| | Fall 2010 | Fall 2011 | Fall 2012 | Fall 2013 | Fall 2014 |
|---------------------------------|-----------|-----------|-----------|-----------|-----------|
| Physics and Astrophysics | | | | | |
| Undergraduate | 36 | 44 | 48 | 41 | 42 |
| Freshman | 14 | 10 | 9 | 2 | 6 |
| Sophomore | 8 | 11 | 10 | 8 | 4 |
| Junior | 5 | 10 | 12 | 9 | 11 |
| Senior | 9 | 13 | 17 | 22 | 21 |
| Graduate | 0 | 0 | 0 | 0 | 0 |
| Graduate - Masters | 0 | 0 | 0 | 0 | 0 |
| Graduate - Doctorate | 0 | 0 | 0 | 0 | 0 |
| Total for Major | 36 | 44 | 48 | 41 | 42 |

Source: Fall Preliminary Student Instruction Files (SIFP)

College of Arts and Sciences
 Department of Physics
 Enrollment by Fall Semester

Major Description: **Physical Science**

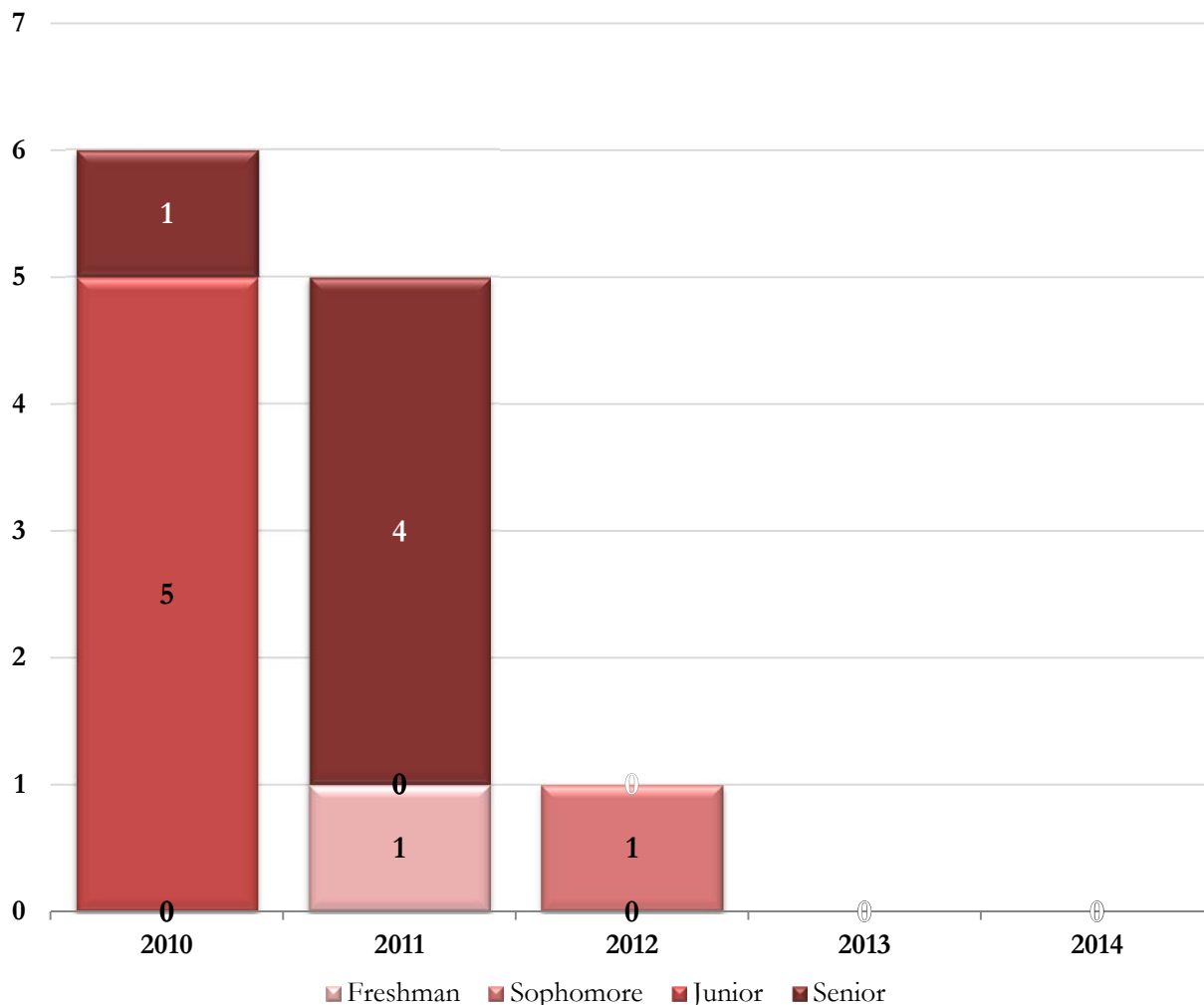


| | Fall 2010 | Fall 2011 | Fall 2012 | Fall 2013 | Fall 2014 |
|-------------------------|-----------|-----------|-----------|-----------|-----------|
| Physical Science | | | | | |
| Undergraduate | 13 | 12 | 15 | 14 | 12 |
| Freshman | 2 | 1 | 2 | 0 | 1 |
| Sophomore | 3 | 3 | 5 | 2 | 0 |
| Junior | 2 | 1 | 2 | 6 | 3 |
| Senior | 6 | 7 | 6 | 6 | 8 |
| Graduate | 0 | 0 | 0 | 0 | 0 |
| Graduate - Masters | 0 | 0 | 0 | 0 | 0 |
| Graduate - Doctorate | 0 | 0 | 0 | 0 | 0 |
| Total for Major | 13 | 12 | 15 | 14 | 12 |

Source: Fall Preliminary Student Instruction Files (SIFP)

College of Arts and Sciences
 Department of Physics
 Enrollment by Fall Semester

Major Description: **Physical Science / FSU-Teach**



| Physical Science / FSU-Teach | Fall 2010 | Fall 2011 | Fall 2012 | Fall 2013 | Fall 2014 |
|------------------------------|-----------|-----------|-----------|-----------|-----------|
| Undergraduate | 6 | 5 | 1 | 0 | 0 |
| Freshman | 0 | 1 | 0 | 0 | 0 |
| Sophomore | 0 | 0 | 1 | 0 | 0 |
| Junior | 5 | 0 | 0 | 0 | 0 |
| Senior | 1 | 4 | 0 | 0 | 0 |
| Graduate | 0 | 0 | 0 | 0 | 0 |
| Graduate - Masters | 0 | 0 | 0 | 0 | 0 |
| Graduate - Doctorate | 0 | 0 | 0 | 0 | 0 |
| Total for Major | 6 | 5 | 1 | 0 | 0 |

Source: Fall Preliminary Student Instruction Files (SIFP)

College of Arts and Sciences
 Department of Physics
 Graduate Admissions - Average GRE

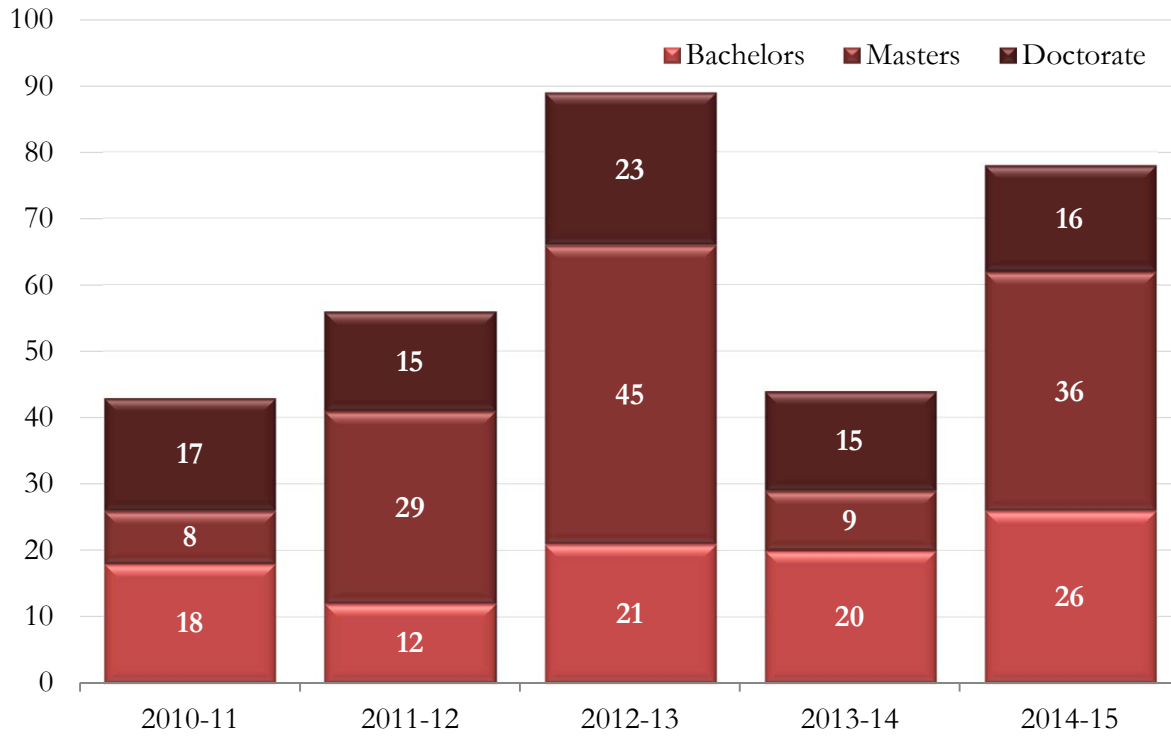
Enrolled New Graduate Students

| Major | Year | Number of GRE Scores | Quantitative Average | Verbal Average | Total Average | Number of GPAs | Average GPA |
|-------------|----------|----------------------|----------------------|----------------|---------------|----------------|-------------|
| | 2010-11 | 34 | 724 | 482 | 1207 | 34 | 3.4 |
| | 2011-12 | 31 | 760 | 503 | 1263 | 31 | 3.8 |
| CIP: 400801 | 2012-13* | 22 | 161 | 154 | 314 | 29 | 3.5 |
| | 2013-14* | 24 | 162 | 152 | 314 | 31 | 3.5 |
| | 2014-15* | 32 | 160 | 156 | 316 | 34 | 3.6 |

*FSU began using GRE 2 scores in 2012-13. Some students took the GRE 1 in a prior year, and are not included in the averages. For 2012-13, 7 students had a GRE 1 as their test of record, 2013-14: 7 students, and 2014-15: 1 student.

Source: Admissions Files

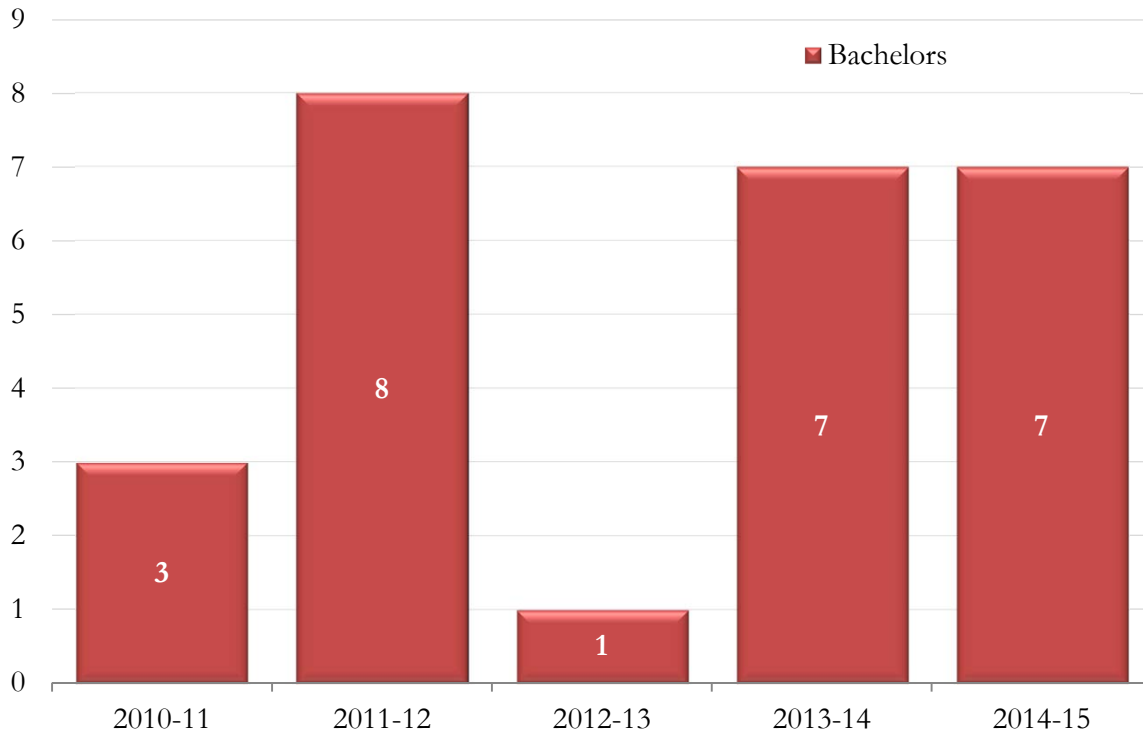
College of Arts and Sciences
 Department of Physics
 Degrees Awarded by Semester
 CIP Code: 400801



| | | Bachelors | Masters | Doctorate | Total |
|----------------|--------------|-----------|-----------|-----------|-----------|
| 2010-11 | Summer '10 | 3 | 2 | 5 | 10 |
| | Fall '10 | 2 | 0 | 6 | 8 |
| | Spring '11 | 13 | 6 | 6 | 25 |
| 2010-11 | Total | 18 | 8 | 17 | 43 |
| 2011-12 | Summer '11 | 1 | 2 | 7 | 10 |
| | Fall '11 | 2 | 2 | 5 | 9 |
| | Spring '12 | 9 | 25 | 3 | 37 |
| 2011-12 | Total | 12 | 29 | 15 | 56 |
| 2012-13 | Summer '12 | 3 | 19 | 5 | 27 |
| | Fall '12 | 6 | 9 | 11 | 26 |
| | Spring '13 | 12 | 17 | 7 | 36 |
| 2012-13 | Total | 21 | 45 | 23 | 89 |
| 2013-14 | Summer '13 | 2 | 1 | 3 | 6 |
| | Fall '13 | 5 | 4 | 10 | 19 |
| | Spring '14 | 13 | 4 | 2 | 19 |
| 2013-14 | Total | 20 | 9 | 15 | 44 |
| 2014-15 | Summer '14 | 5 | 3 | 3 | 11 |
| | Fall '14 | 6 | 4 | 3 | 13 |
| | Spring '15 | 15 | 29 | 10 | 54 |
| 2014-15 | Total | 26 | 36 | 16 | 78 |

Source: Final Student Instruction Files (SIF)

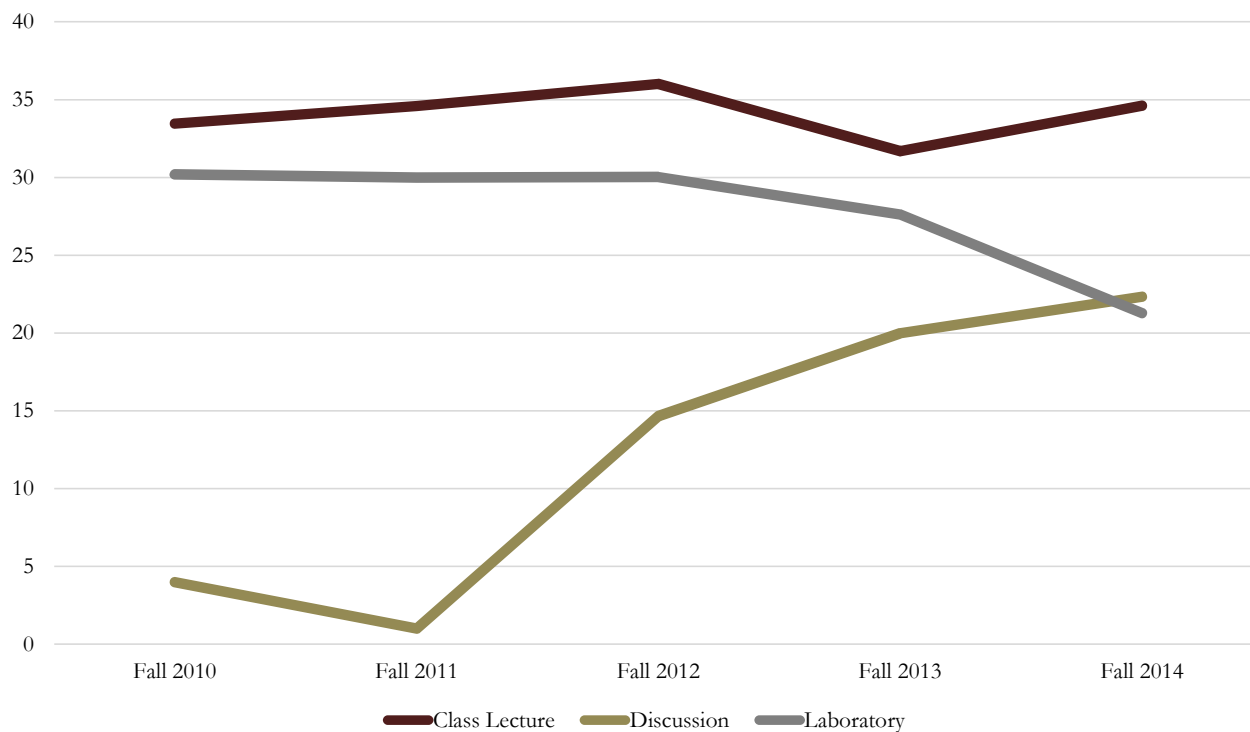
College of Arts and Sciences
 Department of Physics
 Degrees Awarded by Semester
 CIP Code: 400899



| | | Bachelors | Masters | Doctorate | Total |
|----------------|--------------|-----------|----------|-----------|----------|
| 2010-11 | Summer '10 | 0 | 0 | 0 | 0 |
| | Fall '10 | 1 | 0 | 0 | 1 |
| | Spring '11 | 2 | 0 | 0 | 2 |
| 2010-11 | Total | 3 | 0 | 0 | 3 |
| 2011-12 | Summer '11 | 1 | 0 | 0 | 1 |
| | Fall '11 | 3 | 0 | 0 | 3 |
| | Spring '12 | 4 | 0 | 0 | 4 |
| 2011-12 | Total | 8 | 0 | 0 | 8 |
| 2012-13 | Summer '12 | 0 | 0 | 0 | 0 |
| | Fall '12 | 1 | 0 | 0 | 1 |
| | Spring '13 | 0 | 0 | 0 | 0 |
| 2012-13 | Total | 1 | 0 | 0 | 1 |
| 2013-14 | Summer '13 | 1 | 0 | 0 | 1 |
| | Fall '13 | 0 | 0 | 0 | 0 |
| | Spring '14 | 6 | 0 | 0 | 6 |
| 2013-14 | Total | 7 | 0 | 0 | 7 |
| 2014-15 | Summer '14 | 1 | 0 | 0 | 1 |
| | Fall '14 | 3 | 0 | 0 | 3 |
| | Spring '15 | 3 | 0 | 0 | 3 |
| 2014-15 | Total | 7 | 0 | 0 | 7 |

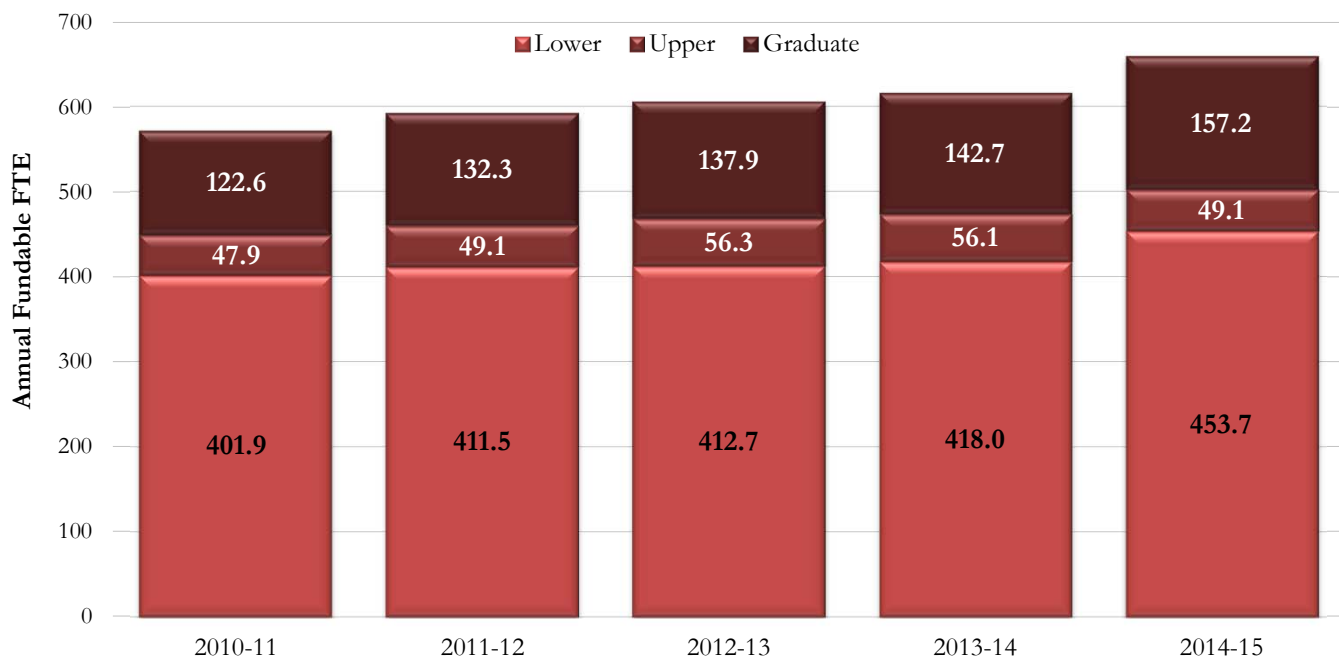
Source: Final Student Instruction Files (SIF)

College of Arts and Sciences
 Department of Physics
 Average Class Size



| Term | Course Classification | Class Lecture | | | Discussion | | | Laboratory | | |
|-----------|-----------------------|---------------|--------------------|-------------|------------|--------------------|-------------|--------------|--------------------|-------------|
| | | Enrolled | Number of Sections | Class Size | Enrolled | Number of Sections | Class Size | Enrolled | Number of Sections | Class Size |
| Fall 2010 | Lower | 1,134 | 23 | 49.3 | | | | 1,849 | 61 | 30.3 |
| | Upper | 335 | 14 | 23.9 | 5 | 1 | 5.0 | 23 | 1 | 23.0 |
| | Graduate | 204 | 13 | 15.7 | 3 | 1 | 3.0 | | | |
| | Total | 1,673 | 50 | 33.5 | 8 | 2 | 4.0 | 1,872 | 62 | 30.2 |
| Fall 2011 | Lower | 1,267 | 24 | 52.8 | | | | 1,931 | 63 | 30.7 |
| | Upper | 334 | 12 | 27.8 | 1 | 1 | 1.0 | 18 | 2 | 9.0 |
| | Graduate | 198 | 16 | 12.4 | 1 | 1 | 1.0 | | | |
| | Total | 1,799 | 52 | 34.6 | 2 | 2 | 1.0 | 1,949 | 65 | 30.0 |
| Fall 2012 | Lower | 1,316 | 25 | 52.6 | | | | 1,924 | 63 | 30.5 |
| | Upper | 343 | 11 | 31.2 | 43 | 2 | 21.5 | 28 | 2 | 14.0 |
| | Graduate | 214 | 16 | 13.4 | 1 | 1 | 1.0 | | | |
| | Total | 1,873 | 52 | 36.0 | 44 | 3 | 14.7 | 1,952 | 65 | 30.0 |
| Fall 2013 | Lower | 1,262 | 25 | 50.5 | | | | 1,820 | 65 | 28.0 |
| | Upper | 356 | 13 | 27.4 | 36 | 1 | 36.0 | 31 | 2 | 15.5 |
| | Graduate | 220 | 20 | 11.0 | 4 | 1 | 4.0 | | | |
| | Total | 1,838 | 58 | 31.7 | 40 | 2 | 20.0 | 1,851 | 67 | 27.6 |
| Fall 2014 | Lower | 2,028 | 45 | 45.1 | | | | 1,375 | 63 | 21.8 |
| | Upper | 304 | 12 | 25.3 | 35 | 1 | 35.0 | 30 | 3 | 10.0 |
| | Graduate | 230 | 17 | 13.5 | 32 | 2 | 16.0 | | | |
| | Total | 2,562 | 74 | 34.6 | 67 | 3 | 22.3 | 1,405 | 66 | 21.3 |

College of Arts and Sciences
 Department of Physics
 Fundable Student Credit Hours and FTE



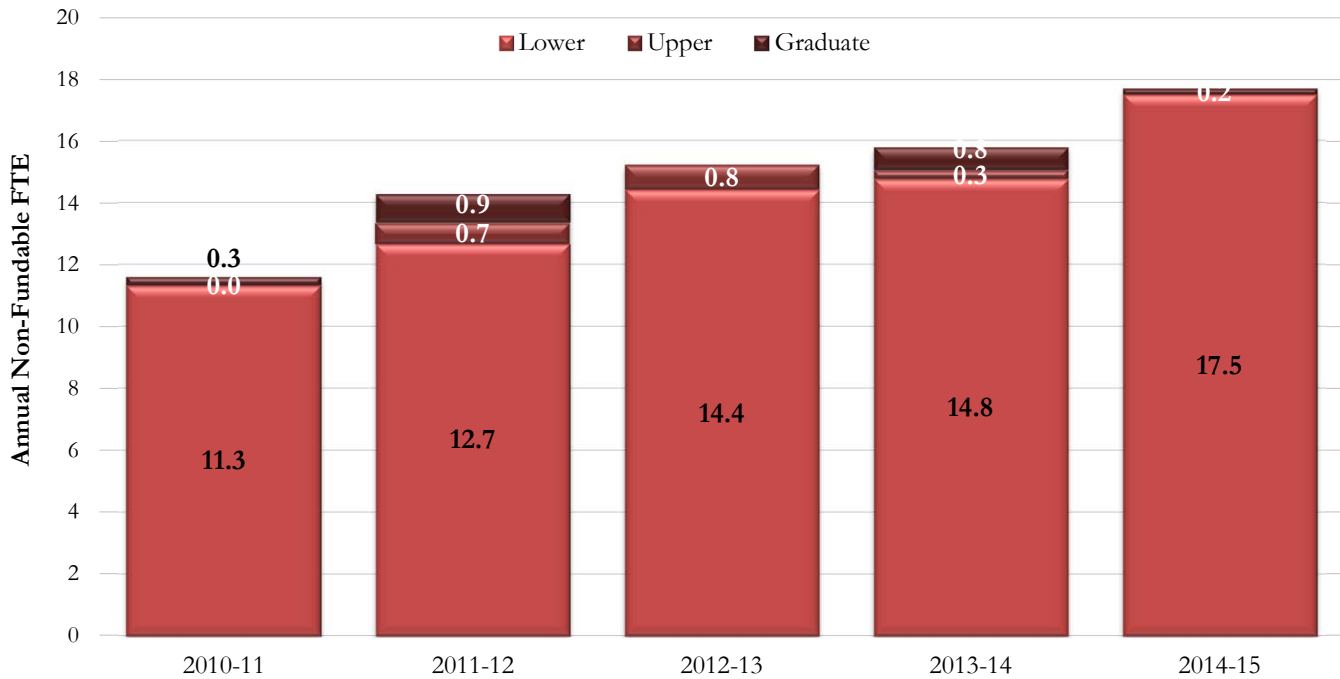
Fundable SCH Produced

Annual Fundable FTE Contribution

| Fundable SCH Produced | | | | | | Annual Fundable FTE Contribution | | | | | |
|-----------------------|---------------|---------------|---------------|---------------|---------------|----------------------------------|--------------|--------------|--------------|--------------|--------------|
| Summer | 2010 | 2011 | 2012 | 2013 | 2014 | Summer | 2010 | 2011 | 2012 | 2013 | 2014 |
| Lower | 1,994 | 1,897 | 1,898 | 2,171 | 1,991 | Lower | 49.9 | 47.4 | 47.5 | 54.3 | 49.8 |
| Upper | 7 | 12 | 22 | 11 | 20 | Upper | 0.2 | 0.3 | 0.6 | 0.3 | 0.5 |
| Grad I | 9 | 12 | 12 | 0 | 0 | Grad I | 0.3 | 0.4 | 0.4 | 0.0 | 0.0 |
| Grad II | 1,067 | 1,271 | 1,361 | 1,317 | 1,421 | Grad II | 33.3 | 39.7 | 42.5 | 41.2 | 44.4 |
| Total | 3,077 | 3,192 | 3,293 | 3,499 | 3,432 | Total | 83.7 | 87.8 | 90.9 | 95.7 | 94.7 |
| Fall | 2010 | 2011 | 2012 | 2013 | 2014 | Fall | 2010 | 2011 | 2012 | 2013 | 2014 |
| Lower | 6,909 | 7,437 | 7,624 | 7,200 | 7,956 | Lower | 172.7 | 185.9 | 190.6 | 180.0 | 198.9 |
| Upper | 981 | 972 | 1,123 | 1,190 | 1,026 | Upper | 24.5 | 24.3 | 28.1 | 29.8 | 25.7 |
| Grad I | 72 | 37 | 37 | 18 | 40 | Grad I | 2.3 | 1.2 | 1.2 | 0.6 | 1.3 |
| Grad II | 1,232 | 1,373 | 1,539 | 1,682 | 1,801 | Grad II | 38.5 | 42.9 | 48.1 | 52.6 | 56.3 |
| Total | 9,194 | 9,819 | 10,323 | 10,090 | 10,823 | Total | 238.0 | 254.3 | 267.9 | 262.9 | 282.1 |
| Spring | 2011 | 2012 | 2013 | 2014 | 2015 | Spring | 2011 | 2012 | 2013 | 2014 | 2015 |
| Lower | 7,172 | 7,125 | 6,987 | 7,350 | 8,200 | Lower | 179.3 | 178.1 | 174.7 | 183.8 | 205.0 |
| Upper | 926 | 979 | 1,105 | 1,041 | 917 | Upper | 23.2 | 24.5 | 27.6 | 26.0 | 22.9 |
| Grad I | 39 | 28 | 15 | 9 | 43 | Grad I | 1.2 | 0.9 | 0.5 | 0.3 | 1.3 |
| Grad II | 1,503 | 1,513 | 1,448 | 1,541 | 1,725 | Grad II | 47.0 | 47.3 | 45.3 | 48.2 | 53.9 |
| Total | 9,640 | 9,645 | 9,555 | 9,941 | 10,885 | Total | 250.6 | 250.8 | 248.0 | 258.2 | 283.2 |
| Annual | 2010-11 | 2011-12 | 2012-13 | 2013-14 | 2014-15 | Annual | 2010-11 | 2011-12 | 2012-13 | 2013-14 | 2014-15 |
| Lower | 16,075 | 16,459 | 16,509 | 16,721 | 18,147 | Lower | 401.9 | 411.5 | 412.7 | 418.0 | 453.7 |
| Upper | 1,914 | 1,963 | 2,250 | 2,242 | 1,963 | Upper | 47.9 | 49.1 | 56.3 | 56.1 | 49.1 |
| Grad I | 120 | 77 | 64 | 27 | 83 | Grad I | 3.8 | 2.4 | 2.0 | 0.8 | 2.6 |
| Grad II | 3,802 | 4,157 | 4,348 | 4,540 | 4,947 | Grad II | 118.8 | 129.9 | 135.9 | 141.9 | 154.6 |
| Total | 21,911 | 22,656 | 23,171 | 23,530 | 25,140 | Total | 572.3 | 592.9 | 606.9 | 616.8 | 659.9 |

Note: Lower and Upper hours are divided by 40 to obtain annual FTE; for all Graduate, hours are divided by 32
 Source: Final Student Instruction Files (SIF)

College of Arts and Sciences
 Department of Physics
 Non-Fundable Student Credit Hours and FTE



Non-Fundable SCH Produced

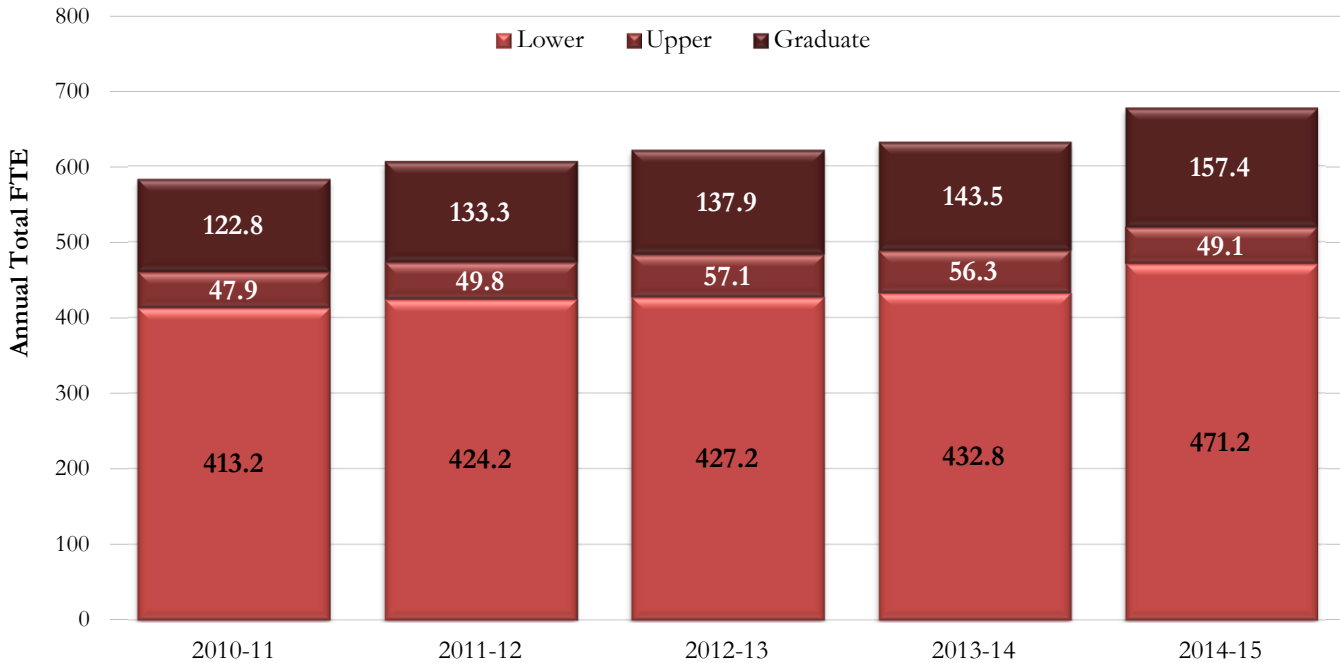
Annual Non-Fundable FTE Contribution

| Term | 2010 | 2011 | 2012 | 2013 | 2014 | Term | 2010 | 2011 | 2012 | 2013 | 2014 |
|---------------|------------|------------|------------|------------|------------|---------------|-------------|-------------|-------------|-------------|-------------|
| Summer | | | | | | Summer | | | | | |
| Lower | 146 | 136 | 187 | 127 | 241 | Lower | 3.7 | 3.4 | 4.7 | 3.2 | 6.0 |
| Upper | 0 | 0 | 0 | 0 | 0 | Upper | 0.0 | 0.0 | 0.0 | 0.0 | 0.0 |
| Grad I | 0 | 0 | 0 | 0 | 0 | Grad I | 0.0 | 0.0 | 0.0 | 0.0 | 0.0 |
| Grad II | 0 | 0 | 0 | 9 | 0 | Grad II | 0.0 | 0.0 | 0.0 | 0.3 | 0.0 |
| Total | 146 | 136 | 187 | 136 | 241 | Total | 3.7 | 3.4 | 4.7 | 3.5 | 6.0 |
| Fall | | | | | | Fall | | | | | |
| Lower | 149 | 183 | 174 | 221 | 245 | Lower | 3.7 | 4.6 | 4.4 | 5.5 | 6.1 |
| Upper | 0 | 3 | 12 | 3 | 0 | Upper | 0.0 | 0.1 | 0.3 | 0.1 | 0.0 |
| Grad I | 0 | 0 | 0 | 0 | 3 | Grad I | 0.0 | 0.0 | 0.0 | 0.0 | 0.1 |
| Grad II | 9 | 18 | 0 | 0 | 0 | Grad II | 0.3 | 0.6 | 0.0 | 0.0 | 0.0 |
| Total | 158 | 204 | 186 | 224 | 248 | Total | 4.0 | 5.2 | 4.7 | 5.6 | 6.2 |
| Spring | | | | | | Spring | | | | | |
| Lower | 158 | 188 | 216 | 243 | 214 | Lower | 4.0 | 4.7 | 5.4 | 6.1 | 5.4 |
| Upper | 0 | 24 | 20 | 8 | 0 | Upper | 0.0 | 0.6 | 0.5 | 0.2 | 0.0 |
| Grad I | 0 | 0 | 0 | 0 | 3 | Grad I | 0.0 | 0.0 | 0.0 | 0.0 | 0.1 |
| Grad II | 0 | 12 | 0 | 15 | 0 | Grad II | 0.0 | 0.4 | 0.0 | 0.5 | 0.0 |
| Total | 158 | 224 | 236 | 266 | 217 | Total | 4.0 | 5.7 | 5.9 | 6.7 | 5.4 |
| Annual | | | | | | Annual | | | | | |
| Lower | 453 | 507 | 577 | 591 | 700 | Lower | 11.3 | 12.7 | 14.4 | 14.8 | 17.5 |
| Upper | 0 | 27 | 32 | 11 | 0 | Upper | 0.0 | 0.7 | 0.8 | 0.3 | 0.0 |
| Grad I | 0 | 0 | 0 | 0 | 6 | Grad I | 0.0 | 0.0 | 0.0 | 0.0 | 0.2 |
| Grad II | 9 | 30 | 0 | 24 | 0 | Grad II | 0.3 | 0.9 | 0.0 | 0.8 | 0.0 |
| Total | 462 | 564 | 609 | 626 | 706 | Total | 11.6 | 14.3 | 15.2 | 15.8 | 17.7 |

Note: Lower and Upper hours are divided by 40 to obtain annual FTE; for all Graduate, hours are divided by 32

Source: Final Student Instruction Files (SIF)

College of Arts and Sciences
 Department of Physics
 Total Student Credit Hours and FTE



Total SCH Produced

Annual Total FTE Contribution

| | 2010 | 2011 | 2012 | 2013 | 2014 | | 2010 | 2011 | 2012 | 2013 | 2014 |
|---------------|---------------|---------------|---------------|---------------|---------------|---------------|--------------|--------------|--------------|--------------|--------------|
| Summer | | | | | | Summer | | | | | |
| Lower | 2,140 | 2,033 | 2,085 | 2,298 | 2,232 | Lower | 53.5 | 50.8 | 52.1 | 57.5 | 55.8 |
| Upper | 7 | 12 | 22 | 11 | 20 | Upper | 0.2 | 0.3 | 0.6 | 0.3 | 0.5 |
| Grad I | 9 | 12 | 12 | 0 | 0 | Grad I | 0.3 | 0.4 | 0.4 | 0.0 | 0.0 |
| Grad II | 1,067 | 1,271 | 1,361 | 1,326 | 1,421 | Grad II | 33.3 | 39.7 | 42.5 | 41.4 | 44.4 |
| Total | 3,223 | 3,328 | 3,480 | 3,635 | 3,673 | Total | 87.3 | 91.2 | 95.6 | 99.2 | 100.7 |
| Fall | | | | | | Fall | | | | | |
| Lower | 7,058 | 7,620 | 7,798 | 7,421 | 8,201 | Lower | 176.5 | 190.5 | 195.0 | 185.5 | 205.0 |
| Upper | 981 | 975 | 1,135 | 1,193 | 1,026 | Upper | 24.5 | 24.4 | 28.4 | 29.8 | 25.7 |
| Grad I | 72 | 37 | 37 | 18 | 43 | Grad I | 2.3 | 1.2 | 1.2 | 0.6 | 1.3 |
| Grad II | 1,241 | 1,391 | 1,539 | 1,682 | 1,801 | Grad II | 38.8 | 43.5 | 48.1 | 52.6 | 56.3 |
| Total | 9,352 | 10,023 | 10,509 | 10,314 | 11,071 | Total | 242.0 | 259.5 | 272.6 | 268.5 | 288.3 |
| Spring | | | | | | Spring | | | | | |
| Lower | 7,330 | 7,313 | 7,203 | 7,593 | 8,414 | Lower | 183.3 | 182.8 | 180.1 | 189.8 | 210.4 |
| Upper | 926 | 1,003 | 1,125 | 1,049 | 917 | Upper | 23.2 | 25.1 | 28.1 | 26.2 | 22.9 |
| Grad I | 39 | 28 | 15 | 9 | 46 | Grad I | 1.2 | 0.9 | 0.5 | 0.3 | 1.4 |
| Grad II | 1,503 | 1,525 | 1,448 | 1,556 | 1,725 | Grad II | 47.0 | 47.7 | 45.3 | 48.6 | 53.9 |
| Total | 9,798 | 9,869 | 9,791 | 10,207 | 11,102 | Total | 254.6 | 256.4 | 253.9 | 265.0 | 288.6 |
| Annual | | | | | | Annual | | | | | |
| Lower | 16,528 | 16,966 | 17,086 | 17,312 | 18,847 | Lower | 413.2 | 424.2 | 427.2 | 432.8 | 471.2 |
| Upper | 1,914 | 1,990 | 2,282 | 2,253 | 1,963 | Upper | 47.9 | 49.8 | 57.1 | 56.3 | 49.1 |
| Grad I | 120 | 77 | 64 | 27 | 89 | Grad I | 3.8 | 2.4 | 2.0 | 0.8 | 2.8 |
| Grad II | 3,811 | 4,187 | 4,348 | 4,564 | 4,947 | Grad II | 119.1 | 130.8 | 135.9 | 142.6 | 154.6 |
| Total | 22,373 | 23,220 | 23,780 | 24,156 | 25,846 | Total | 583.9 | 607.2 | 622.1 | 632.6 | 677.6 |

Note: Lower and Upper hours are divided by 40 to obtain annual FTE; for all Graduate, hours are divided by 32
 Source: Final Student Instruction Files (SIF)

Department of Physics
E & G Student Credit Hours and Headcount Productivity
By Instructor Type

| | Student | | | | | Student | | | | | |
|----------------------|----------------|-----------------|--------------|--------------|-------------|----------------------|----------------|----------------|--------------|--------------|-------------|
| | FTE | Credit Hrs | SCH/FTE | Headcount | FTE | FTE | Credit Hrs | SCH/FTE | Headcount | FTE | |
| Fall 2009 | | | | | | Spring 2010 | | | | | |
| Faculty | 40.4891 | 8,524.1 | 210.5 | 4,392.0 | 108.5 | Faculty | 37.5001 | 8,968.0 | 239.1 | 4,819 | 128.5 |
| OPS Regular Faculty | 0 | 0.0 | 0.0 | 0.0 | 0.0 | OPS Regular Faculty | 0 | 0.0 | 0.0 | 0 | 0.0 |
| OPS Faculty Adjuncts | 0.4898 | 0.0 | 0.0 | 0.0 | 0.0 | OPS Faculty Adjuncts | 1.0561 | 81.0 | 76.7 | 27 | 25.6 |
| Graduate Assistants | 19.8682 | 0.0 | 0.0 | 0.0 | 0.0 | Graduate Assistants | 20.367 | 0.0 | 0.0 | 26 | 1.3 |
| A & P / USPS | 0 | 0.0 | 0.0 | 0.0 | 0.0 | A & P / USPS | 0 | 0.0 | 0.0 | 0 | 0.0 |
| Others | 1 | 0.0 | 0.0 | 0.0 | 0.0 | Others | 1 | 0.0 | 0.0 | 0 | 0.0 |
| | 61.8471 | 8,524.1 | 137.8 | 4,392 | 71.0 | | 59.9232 | 9,049.0 | 151.0 | 4,872 | 81.3 |
| Fall 2010 | | | | | | Spring 2011 | | | | | |
| Faculty | 45.75 | 8,824.4 | 192.9 | 4,862.0 | 106.3 | Faculty | 43.6218 | 9,036.7 | 207.2 | 4,507 | 103.3 |
| OPS Regular Faculty | 0 | 0.0 | 0.0 | 0.0 | 0.0 | OPS Regular Faculty | 0 | 0.0 | 0.0 | 0 | 0.0 |
| OPS Faculty Adjuncts | 0.7346 | 177.2 | 241.2 | 111.0 | 151.1 | OPS Faculty Adjuncts | 0.9 | 0.0 | 0.0 | 0 | 0.0 |
| Graduate Assistants | 19.6174 | 0.0 | 0.0 | 0.0 | 0.0 | Graduate Assistants | 19.0724 | 0.0 | 0.0 | 0 | 0.0 |
| A & P / USPS | 0 | 0.0 | 0.0 | 0.0 | 0.0 | A & P / USPS | 0 | 0.0 | 0.0 | 0 | 0.0 |
| Others | 1 | 0.0 | 0.0 | 0.0 | 0.0 | Others | 1.02 | 0.0 | 0.0 | 0 | 0.0 |
| | 67.10 | 9,001.6 | 134.1 | 4,973 | 74.1 | | 64.6142 | 9,036.7 | 139.9 | 4,507 | 69.8 |
| Fall 2011 | | | | | | Spring 2012 | | | | | |
| Faculty | 43.6633 | 9,141.8 | 209.4 | 4,323 | 99.0 | Faculty | 43.7504 | 8,821.1 | 201.6 | 5,062 | 115.7 |
| OPS Regular Faculty | 0 | 0.0 | 0.0 | 0 | 0.0 | OPS Regular Faculty | 0 | 0.0 | 0.0 | 0 | 0.0 |
| OPS Faculty Adjuncts | 1.4062 | 135.0 | 96.0 | 79 | 56.2 | OPS Faculty Adjuncts | 1.6001 | 570.8 | 356.7 | 334 | 208.7 |
| Graduate Assistants | 28.9563 | 0.0 | 0.0 | 0 | 0.0 | Graduate Assistants | 27.9391 | 0.0 | 0.0 | 0 | 0.0 |
| A & P / USPS | 0 | 0.0 | 0.0 | 0 | 0.0 | A & P / USPS | 0 | 0.0 | 0.0 | 0 | 0.0 |
| Others | 1.9388 | 0.0 | 0.0 | 0 | 0.0 | Others | 1 | 0.0 | 0.0 | 0 | 0.0 |
| | 75.9646 | 9,276.8 | 122.1 | 4,402 | 57.9 | | 74.2896 | 9,391.9 | 126.4 | 5,396 | 72.6 |
| Fall 2012 | | | | | | Spring 2013 | | | | | |
| Faculty | 44.4396 | 9,694.2 | 218.1 | 5,050.0 | 113.6 | Faculty | 43.5665 | 8,001.5 | 183.7 | 4,577 | 105.1 |
| OPS Regular Faculty | 0 | 0.0 | 0.0 | 0.0 | 0.0 | OPS Regular Faculty | 0 | 0.0 | 0.0 | 0 | 0.0 |
| OPS Faculty Adjuncts | 1.1011 | 459.3 | 417.1 | 440.0 | 399.6 | OPS Faculty Adjuncts | 2.2004 | 714.0 | 324.5 | 661 | 300.4 |
| Graduate Assistants | 30.5777 | 0.0 | 0.0 | 0.0 | 0.0 | Graduate Assistants | 27.6987 | 0.0 | 0.0 | 0 | 0.0 |
| A & P / USPS | 0 | 0.0 | 0.0 | 0.0 | 0.0 | A & P / USPS | 0 | 0.0 | 0.0 | 0 | 0.0 |
| Others | 0.2551 | 0.0 | 0.0 | 0.0 | 0.0 | Others | 0 | 0.0 | 0.0 | 0 | 0.0 |
| | 76.3735 | 10,153.5 | 132.9 | 5,490 | 71.9 | | 73.4656 | 8,715.5 | 118.6 | 5,238 | 71.3 |
| Fall 2013 | | | | | | Spring 2014 | | | | | |
| Faculty | 47.6577 | 9,012.0 | 189.1 | 4,973.0 | 104.3 | Faculty | 47.1002 | 9,772.0 | 207.5 | 3,997 | 84.9 |
| OPS Regular Faculty | 0 | 0.0 | 0.0 | 0.0 | 0.0 | OPS Regular Faculty | 0 | 0.0 | 0.0 | 0 | 0.0 |
| OPS Faculty Adjuncts | 1.5102 | 539.0 | 356.9 | 379.0 | 251.0 | OPS Faculty Adjuncts | 2.247 | 0.0 | 0.0 | 0 | 0.0 |
| Graduate Assistants | 32.9536 | 0.0 | 0.0 | 0.0 | 0.0 | Graduate Assistants | 33.1104 | 0.0 | 0.0 | 0 | 0.0 |
| A & P / USPS | 0 | 0.0 | 0.0 | 0.0 | 0.0 | A & P / USPS | 0 | 0.0 | 0.0 | 0 | 0.0 |
| Others | 0 | 0.0 | 0.0 | 0.0 | 0.0 | Others | 0.81 | 0.0 | 0.0 | 0 | 0.0 |
| | 82.1215 | 9,551.0 | 116.3 | 5,352 | 65.2 | | 83.2676 | 9,772.0 | 117.4 | 3,997 | 48.0 |

Physics - Faculty Courses & Hours

| Fall 2009 - Spring 2010 | | | Organized Classes (C,D,L) | | | | | | | | |
|----------------------------|-------|------|---------------------------|-------|-----------|-----------|-------|----------|----------|------|-------------|
| E&G Faculty Member | Class | FTE | SCH | | | Headcount | | | Sections | | |
| | | | UGrad | Grad | Total SCH | UGrad | Grad | Total HC | UGrad | Grad | Total #Sec. |
| ADAMS | 9002 | 1.40 | - | - | - | - | - | - | - | - | - |
| ASKEW | 9003 | 1.00 | 31.0 | - | 31.0 | 31.0 | - | 31.0 | 2.0 | - | 2.0 |
| BERG | 9001 | 1.99 | 154.0 | - | 154.0 | 56.5 | - | 56.5 | 3.0 | - | 3.0 |
| BLESSING | 9001 | 1.72 | 484.0 | - | 484.0 | 208.0 | - | 208.0 | 4.0 | - | 4.0 |
| BONESTEEL | 9001 | 1.53 | - | 78.0 | 78.0 | - | 52.0 | 52.0 | - | 1.0 | 1.0 |
| BROOKS | 9001 | 1.76 | 1,740.0 | - | 1,740.0 | 580.0 | - | 580.0 | 2.0 | - | 2.0 |
| CAO | 9002 | 1.96 | 195.0 | 3.0 | 198.0 | 54.5 | 1.0 | 55.5 | 2.0 | 1.0 | 3.0 |
| CAPSTICK | 9001 | 1.99 | 700.0 | - | 700.0 | 140.0 | - | 140.0 | 2.0 | - | 2.0 |
| CHIORESCU | 9003 | 1.77 | 260.0 | - | 260.0 | 256.0 | - | 256.0 | 11.0 | - | 11.0 |
| COTTLE | 9001 | 1.55 | 530.0 | - | 530.0 | 106.0 | - | 106.0 | 2.0 | - | 2.0 |
| CREDE | 9003 | 1.50 | 453.0 | 33.0 | 486.0 | 151.0 | 33.0 | 184.0 | 1.0 | 2.0 | 3.0 |
| DOBROSAVLJEVIC | 9001 | 1.99 | - | 30.0 | 30.0 | - | 10.0 | 10.0 | - | 1.0 | 1.0 |
| DUKE | 9001 | 1.99 | 699.0 | - | 699.0 | 233.0 | - | 233.0 | 8.0 | - | 8.0 |
| EUGENIO | 9002 | 1.57 | 341.0 | 6.0 | 347.0 | 160.5 | 4.0 | 164.5 | 2.0 | 1.0 | 3.0 |
| FENLEY | 9003 | 1.99 | - | - | - | - | - | - | - | - | - |
| FRAWLEY | 9153 | 2.00 | 165.0 | - | 165.0 | 100.2 | - | 100.2 | 4.2 | - | 4.2 |
| GERARDY | 9003 | 1.99 | 19.5 | 15.8 | 35.3 | 7.5 | 5.8 | 13.3 | 2.5 | 1.3 | 3.8 |
| HAGOPIAN | 9153 | 1.00 | 213.0 | - | 213.0 | 42.6 | - | 42.6 | 1.2 | - | 1.2 |
| HOEFLICH | 9002 | 1.52 | 77.8 | 4.5 | 82.3 | 27.8 | 4.5 | 32.3 | 3.3 | 1.5 | 4.8 |
| LIND | 9002 | 1.99 | 872.0 | - | 872.0 | 789.5 | - | 789.5 | 31.0 | - | 31.0 |
| MANOUSAKIS | 9001 | 1.99 | 112.0 | - | 112.0 | 112.0 | - | 112.0 | 6.5 | - | 6.5 |
| MYERS | 9153 | 2.00 | 382.0 | - | 382.0 | 382.0 | - | 382.0 | 21.5 | - | 21.5 |
| NG | 9002 | 1.99 | 932.0 | - | 932.0 | 482.0 | - | 482.0 | 20.0 | - | 20.0 |
| OKUI | 9003 | 1.89 | - | - | - | - | - | - | - | - | - |
| OWENS | 9001 | 1.48 | 45.0 | 42.0 | 87.0 | 15.0 | 14.0 | 29.0 | 1.0 | 2.0 | 3.0 |
| PIEKAREWICZ | 9001 | 1.39 | - | 150.0 | 150.0 | - | 100.0 | 100.0 | - | 2.0 | 2.0 |
| PROSPER | 9001 | 1.40 | 1,115.0 | - | 1,115.0 | 473.4 | - | 473.4 | 15.8 | - | 15.8 |
| REINA | 9001 | 1.66 | - | 54.0 | 54.0 | - | 18.0 | 18.0 | - | 2.0 | 2.0 |
| REYES | 9121 | 2.00 | 45.0 | - | 45.0 | 45.0 | - | 45.0 | 3.0 | - | 3.0 |
| RIKVOLD | 9001 | 1.94 | 485.0 | - | 485.0 | 128.5 | - | 128.5 | 4.0 | - | 4.0 |
| RILEY | 9001 | 1.99 | 42.0 | 4.0 | 46.0 | 42.0 | 4.0 | 46.0 | 3.0 | 2.0 | 5.0 |
| ROBERTS | 9001 | 1.99 | 96.0 | 78.0 | 174.0 | 32.0 | 52.0 | 84.0 | 1.0 | 1.0 | 2.0 |
| ROGACHEV | 9003 | 1.51 | 504.0 | - | 504.0 | 168.0 | - | 168.0 | 2.0 | - | 2.0 |
| SCHLOTTMANN | 9001 | 0.94 | 132.0 | 3.0 | 135.0 | 44.0 | 1.0 | 45.0 | 2.0 | 1.0 | 3.0 |
| SHAHEEN | 9002 | 1.40 | 640.5 | - | 640.5 | 324.6 | - | 324.6 | 12.8 | - | 12.8 |
| TABOR | 9001 | 1.64 | 373.5 | - | 373.5 | 109.1 | - | 109.1 | 4.4 | - | 4.4 |
| VAFEK | 9003 | 1.99 | - | 153.0 | 153.0 | - | 102.0 | 102.0 | - | 2.0 | 2.0 |
| VAN WINKLE | 9001 | 1.99 | 636.0 | - | 636.0 | 141.0 | - | 141.0 | 5.0 | - | 5.0 |
| VOLYA | 9002 | 1.60 | - | 87.0 | 87.0 | - | 29.0 | 29.0 | - | 2.0 | 2.0 |
| VON MOLNAR | 9001 | 1.68 | 113.0 | - | 113.0 | 71.0 | - | 71.0 | 3.0 | - | 3.0 |
| WAHL | 9001 | 1.29 | 88.0 | - | 88.0 | 59.0 | - | 59.0 | 5.0 | - | 5.0 |
| WARUSAWITHANA | 9003 | 1.99 | - | - | - | - | - | - | - | - | - |
| WIEDENHOEVER | 9002 | 1.48 | 769.5 | - | 769.5 | 318.5 | - | 318.5 | 14.0 | - | 14.0 |
| XIONG | 9001 | 1.54 | 1,660.0 | - | 1,660.0 | 415.0 | - | 415.0 | 13.0 | - | 13.0 |
| YANG | 9001 | 0.88 | - | 33.0 | 33.0 | - | 11.0 | 11.0 | - | 2.0 | 2.0 |
| ZHOU | 9001 | 0.83 | 319.5 | 27.0 | 346.5 | 63.9 | 18.0 | 81.9 | 1.8 | 1.0 | 2.8 |
| TOTALS | | | 15,424.3 | 801.3 | 16,225.6 | 6,370.1 | 459.3 | 6,829.3 | 220.0 | 25.8 | 245.7 |
| AVERAGE PER FACULTY | | | 440.7 | 47.1 | 386.3 | 182.0 | 27.0 | 162.6 | 6.3 | 1.5 | 5.9 |

Physics - Faculty Courses & Hours

| Fall 2009 - Spring 2010 | | | Individualized (G,T,I,O,P,R,S,Z) | | | | | | | | |
|-------------------------|-------|------|----------------------------------|---------|---------|-----------|-------|-------|----------|-------|-------|
| E&G Faculty Member | Class | FTE | SCH | | Total | Headcount | | Total | Sections | | Total |
| | | | UGrad | Grad | SCH | UGrad | Grad | HC | UGrad | Grad | #Sec. |
| ADAMS | 9002 | 1.40 | - | 30.0 | 30.0 | - | 4.0 | 4.0 | - | 3.0 | 3.0 |
| ASKEW | 9003 | 1.00 | - | 3.0 | 3.0 | - | 2.0 | 2.0 | - | 2.0 | 2.0 |
| BERG | 9001 | 1.99 | - | 12.0 | 12.0 | - | 3.5 | 3.5 | - | 2.5 | 2.5 |
| BLESSING | 9001 | 1.72 | 3.0 | 18.0 | 21.0 | 1.0 | 3.0 | 4.0 | 1.0 | 3.0 | 4.0 |
| BONESTEEL | 9001 | 1.53 | - | 51.0 | 51.0 | - | 6.5 | 6.5 | - | 6.5 | 6.5 |
| BROOKS | 9001 | 1.76 | - | 192.0 | 192.0 | - | 30.0 | 30.0 | - | 12.0 | 12.0 |
| CAO | 9002 | 1.96 | - | 51.0 | 51.0 | - | 7.0 | 7.0 | - | 6.0 | 6.0 |
| CAPSTICK | 9001 | 1.99 | - | - | - | - | 2.0 | 2.0 | - | 2.0 | 2.0 |
| CHIORESCU | 9003 | 1.77 | - | 36.0 | 36.0 | - | 4.0 | 4.0 | - | 4.0 | 4.0 |
| COTTLE | 9001 | 1.55 | 6.0 | 11.0 | 17.0 | 2.0 | 6.0 | 8.0 | 2.0 | 4.0 | 6.0 |
| CREDE | 9003 | 1.50 | 3.0 | 40.0 | 43.0 | 1.0 | 8.0 | 9.0 | 1.0 | 8.0 | 9.0 |
| DOBROSAVLJEVIC | 9001 | 1.99 | - | 48.0 | 48.0 | - | 6.0 | 6.0 | - | 6.0 | 6.0 |
| DUKE | 9001 | 1.99 | - | - | - | - | 2.0 | 2.0 | - | 2.0 | 2.0 |
| EUGENIO | 9002 | 1.57 | - | 40.0 | 40.0 | - | 5.0 | 5.0 | - | 5.0 | 5.0 |
| FENLEY | 9003 | 1.99 | 21.0 | 47.5 | 68.5 | 6.0 | 5.8 | 11.8 | 5.5 | 5.8 | 11.3 |
| FRAWLEY | 9153 | 2.00 | - | 11.0 | 11.0 | - | 2.5 | 2.5 | - | 1.5 | 1.5 |
| GERARDY | 9003 | 1.99 | 4.0 | 4.0 | 8.0 | 2.0 | 2.0 | 4.0 | 2.0 | 2.0 | 4.0 |
| HAGOPIAN | 9153 | 1.00 | - | - | - | - | - | - | - | - | - |
| HOEFLICH | 9002 | 1.52 | - | 44.5 | 44.5 | - | 10.5 | 10.5 | - | 5.5 | 5.5 |
| LIND | 9002 | 1.99 | - | - | - | - | 15.0 | 15.0 | - | 2.0 | 2.0 |
| MANOUSAKIS | 9001 | 1.99 | - | 36.0 | 36.0 | - | 10.0 | 10.0 | - | 5.0 | 5.0 |
| MYERS | 9153 | 2.00 | 1.0 | 11.5 | 12.5 | 1.0 | 8.0 | 9.0 | 1.0 | 3.0 | 4.0 |
| NG | 9002 | 1.99 | 1.0 | 2.0 | 3.0 | 1.0 | 10.0 | 11.0 | 1.0 | 2.0 | 3.0 |
| OKUI | 9003 | 1.89 | - | 6.0 | 6.0 | - | 2.0 | 2.0 | - | 2.0 | 2.0 |
| OWENS | 9001 | 1.48 | - | 9.0 | 9.0 | - | 4.0 | 4.0 | - | 3.0 | 3.0 |
| PIEKAREWICZ | 9001 | 1.39 | - | 16.0 | 16.0 | - | 3.5 | 3.5 | - | 3.5 | 3.5 |
| PROSPER | 9001 | 1.40 | - | 24.0 | 24.0 | - | 8.0 | 8.0 | - | 5.0 | 5.0 |
| REINA | 9001 | 1.66 | - | 54.0 | 54.0 | - | 8.5 | 8.5 | - | 8.5 | 8.5 |
| REYES | 9121 | 2.00 | - | - | - | - | - | - | - | - | - |
| RIKVOLD | 9001 | 1.94 | 6.0 | 28.5 | 34.5 | 2.0 | 4.5 | 6.5 | 2.0 | 4.5 | 6.5 |
| RILEY | 9001 | 1.99 | - | 5.0 | 5.0 | - | 3.0 | 3.0 | - | 3.0 | 3.0 |
| ROBERTS | 9001 | 1.99 | 6.0 | 21.0 | 27.0 | 2.0 | 5.0 | 7.0 | 2.0 | 5.0 | 7.0 |
| ROGACHEV | 9003 | 1.51 | - | 21.5 | 21.5 | - | 6.0 | 6.0 | - | 6.0 | 6.0 |
| SCHLOTTMANN | 9001 | 0.94 | - | 13.5 | 13.5 | - | 2.0 | 2.0 | - | 2.0 | 2.0 |
| SHAHEEN | 9002 | 1.40 | - | - | - | - | 5.5 | 5.5 | - | 1.5 | 1.5 |
| TABOR | 9001 | 1.64 | - | 17.0 | 17.0 | - | 2.0 | 2.0 | - | 2.0 | 2.0 |
| VAFEK | 9003 | 1.99 | - | 30.0 | 30.0 | - | 5.5 | 5.5 | - | 4.5 | 4.5 |
| VAN WINKLE | 9001 | 1.99 | - | 27.0 | 27.0 | - | 5.0 | 5.0 | - | 5.0 | 5.0 |
| VOLYA | 9002 | 1.60 | - | 32.0 | 32.0 | - | 4.0 | 4.0 | - | 4.0 | 4.0 |
| VON MOLNAR | 9001 | 1.68 | - | 57.0 | 57.0 | - | 6.5 | 6.5 | - | 6.5 | 6.5 |
| WAHL | 9001 | 1.29 | - | - | - | - | 4.0 | 4.0 | - | 2.0 | 2.0 |
| WARUSAWITHANA | 9003 | 1.99 | 6.0 | - | 6.0 | 2.0 | - | 2.0 | 2.0 | - | 2.0 |
| WIEDENHOEVER | 9002 | 1.48 | 8.0 | 27.0 | 35.0 | 3.0 | 7.0 | 10.0 | 3.0 | 5.0 | 8.0 |
| XIONG | 9001 | 1.54 | - | 103.5 | 103.5 | - | 11.5 | 11.5 | - | 11.5 | 11.5 |
| YANG | 9001 | 0.88 | - | 18.0 | 18.0 | - | 2.0 | 2.0 | - | 2.0 | 2.0 |
| ZHOU | 9001 | 0.83 | - | 3.0 | 3.0 | - | 0.5 | 0.5 | - | 0.5 | 0.5 |
| TOTALS | | | 65.0 | 1,201.5 | 1,266.5 | 23.0 | 252.8 | 275.8 | 22.5 | 179.8 | 202.3 |
| AVERAGE PER FACULTY | | | 5.9 | 31.6 | 32.5 | 2.1 | 5.9 | 6.3 | 2.0 | 4.2 | 4.6 |

Physics - Faculty Courses & Hours

| Fall 2009 - Spring 2010 | | | All Types | | | | | | | | |
|-------------------------|-------|------|-----------|---------|----------|-----------|-------|---------|----------|-------|-------|
| E&G Faculty Member | Class | FTE | SCH | | TOTAL | Headcount | | TOTAL | Sections | | TOTAL |
| | | | UGrad | Grad | SCH | UGrad | Grad | HC | UGrad | Grad | #Sec. |
| ADAMS | 9002 | 1.40 | - | 30.0 | 30.0 | - | 4.0 | 4.0 | - | 3.0 | 3.0 |
| ASKEW | 9003 | 1.00 | 31.0 | 3.0 | 34.0 | 31.0 | 2.0 | 33.0 | 2.0 | 2.0 | 4.0 |
| BERG | 9001 | 1.99 | 154.0 | 12.0 | 166.0 | 56.5 | 3.5 | 60.0 | 3.0 | 2.5 | 5.5 |
| BLESSING | 9001 | 1.72 | 487.0 | 18.0 | 505.0 | 209.0 | 3.0 | 212.0 | 5.0 | 3.0 | 8.0 |
| BONESTEEL | 9001 | 1.53 | - | 129.0 | 129.0 | - | 58.5 | 58.5 | - | 7.5 | 7.5 |
| BROOKS | 9001 | 1.76 | 1,740.0 | 192.0 | 1,932.0 | 580.0 | 30.0 | 610.0 | 2.0 | 12.0 | 14.0 |
| CAO | 9002 | 1.96 | 195.0 | 54.0 | 249.0 | 54.5 | 8.0 | 62.5 | 2.0 | 7.0 | 9.0 |
| CAPSTICK | 9001 | 1.99 | 700.0 | - | 700.0 | 140.0 | 2.0 | 142.0 | 2.0 | 2.0 | 4.0 |
| CHIORESCU | 9003 | 1.77 | 260.0 | 36.0 | 296.0 | 256.0 | 4.0 | 260.0 | 11.0 | 4.0 | 15.0 |
| COTTLE | 9001 | 1.55 | 536.0 | 11.0 | 547.0 | 108.0 | 6.0 | 114.0 | 4.0 | 4.0 | 8.0 |
| CREDE | 9003 | 1.50 | 456.0 | 73.0 | 529.0 | 152.0 | 41.0 | 193.0 | 2.0 | 10.0 | 12.0 |
| DOBROSAVLJEVIC | 9001 | 1.99 | - | 78.0 | 78.0 | - | 16.0 | 16.0 | - | 7.0 | 7.0 |
| DUKE | 9001 | 1.99 | 699.0 | - | 699.0 | 233.0 | 2.0 | 235.0 | 8.0 | 2.0 | 10.0 |
| EUGENIO | 9002 | 1.57 | 341.0 | 46.0 | 387.0 | 160.5 | 9.0 | 169.5 | 2.0 | 6.0 | 8.0 |
| FENLEY | 9003 | 1.99 | 21.0 | 47.5 | 68.5 | 6.0 | 5.8 | 11.8 | 5.5 | 5.8 | 11.3 |
| FRAWLEY | 9153 | 2.00 | 165.0 | 11.0 | 176.0 | 100.2 | 2.5 | 102.7 | 4.2 | 1.5 | 5.7 |
| GERARDY | 9003 | 1.99 | 23.5 | 19.8 | 43.3 | 9.5 | 7.8 | 17.3 | 4.5 | 3.3 | 7.8 |
| HAGOPIAN | 9153 | 1.00 | 213.0 | - | 213.0 | 42.6 | - | 42.6 | 1.2 | - | 1.2 |
| HOEFLICH | 9002 | 1.52 | 77.8 | 49.0 | 126.8 | 27.8 | 15.0 | 42.8 | 3.3 | 7.0 | 10.3 |
| LIND | 9002 | 1.99 | 872.0 | - | 872.0 | 789.5 | 15.0 | 804.5 | 31.0 | 2.0 | 33.0 |
| MANOUSAKIS | 9001 | 1.99 | 112.0 | 36.0 | 148.0 | 112.0 | 10.0 | 122.0 | 6.5 | 5.0 | 11.5 |
| MYERS | 9153 | 2.00 | 383.0 | 11.5 | 394.5 | 383.0 | 8.0 | 391.0 | 22.5 | 3.0 | 25.5 |
| NG | 9002 | 1.99 | 933.0 | 2.0 | 935.0 | 483.0 | 10.0 | 493.0 | 21.0 | 2.0 | 23.0 |
| OKUI | 9003 | 1.89 | - | 6.0 | 6.0 | - | 2.0 | 2.0 | - | 2.0 | 2.0 |
| OWENS | 9001 | 1.48 | 45.0 | 51.0 | 96.0 | 15.0 | 18.0 | 33.0 | 1.0 | 5.0 | 6.0 |
| PIEKAREWICZ | 9001 | 1.39 | - | 166.0 | 166.0 | - | 103.5 | 103.5 | - | 5.5 | 5.5 |
| PROSPER | 9001 | 1.40 | 1,115.0 | 24.0 | 1,139.0 | 473.4 | 8.0 | 481.4 | 15.8 | 5.0 | 20.8 |
| REINA | 9001 | 1.66 | - | 108.0 | 108.0 | - | 26.5 | 26.5 | - | 10.5 | 10.5 |
| REYES | 9121 | 2.00 | 45.0 | - | 45.0 | 45.0 | - | 45.0 | 3.0 | - | 3.0 |
| RIKVOLD | 9001 | 1.94 | 491.0 | 28.5 | 519.5 | 130.5 | 4.5 | 135.0 | 6.0 | 4.5 | 10.5 |
| RILEY | 9001 | 1.99 | 42.0 | 9.0 | 51.0 | 42.0 | 7.0 | 49.0 | 3.0 | 5.0 | 8.0 |
| ROBERTS | 9001 | 1.99 | 102.0 | 99.0 | 201.0 | 34.0 | 57.0 | 91.0 | 3.0 | 6.0 | 9.0 |
| ROGACHEV | 9003 | 1.51 | 504.0 | 21.5 | 525.5 | 168.0 | 6.0 | 174.0 | 2.0 | 6.0 | 8.0 |
| SCHLOTTMANN | 9001 | 0.94 | 132.0 | 16.5 | 148.5 | 44.0 | 3.0 | 47.0 | 2.0 | 3.0 | 5.0 |
| SHAHEEN | 9002 | 1.40 | 640.5 | - | 640.5 | 324.6 | 5.5 | 330.1 | 12.8 | 1.5 | 14.3 |
| TABOR | 9001 | 1.64 | 373.5 | 17.0 | 390.5 | 109.1 | 2.0 | 111.1 | 4.4 | 2.0 | 6.4 |
| VAFEK | 9003 | 1.99 | - | 183.0 | 183.0 | - | 107.5 | 107.5 | - | 6.5 | 6.5 |
| VAN WINKLE | 9001 | 1.99 | 636.0 | 27.0 | 663.0 | 141.0 | 5.0 | 146.0 | 5.0 | 5.0 | 10.0 |
| VOLYA | 9002 | 1.60 | - | 119.0 | 119.0 | - | 33.0 | 33.0 | - | 6.0 | 6.0 |
| VON MOLNAR | 9001 | 1.68 | 113.0 | 57.0 | 170.0 | 71.0 | 6.5 | 77.5 | 3.0 | 6.5 | 9.5 |
| WAHL | 9001 | 1.29 | 88.0 | - | 88.0 | 59.0 | 4.0 | 63.0 | 5.0 | 2.0 | 7.0 |
| WARUSAWITHANA | 9003 | 1.99 | 6.0 | - | 6.0 | 2.0 | - | 2.0 | 2.0 | - | 2.0 |
| WIEDENHOEVER | 9002 | 1.48 | 777.5 | 27.0 | 804.5 | 321.5 | 7.0 | 328.5 | 17.0 | 5.0 | 22.0 |
| XIONG | 9001 | 1.54 | 1,660.0 | 103.5 | 1,763.5 | 415.0 | 11.5 | 426.5 | 13.0 | 11.5 | 24.5 |
| YANG | 9001 | 0.88 | - | 51.0 | 51.0 | - | 13.0 | 13.0 | - | 4.0 | 4.0 |
| ZHOU | 9001 | 0.83 | 319.5 | 30.0 | 349.5 | 63.9 | 18.5 | 82.4 | 1.8 | 1.5 | 3.3 |
| TOTALS | | | 15,489.3 | 2,002.8 | 17,492.1 | 6,393.1 | 712.0 | 7,105.1 | 242.5 | 205.5 | 448.0 |
| AVERAGE PER FACULTY | | | 418.6 | 52.7 | 380.3 | 172.8 | 16.6 | 154.5 | 6.6 | 4.8 | 9.7 |

Physics - Faculty Courses & Hours

| Fall 2013 - Spring 2014 | | | Organized Classes (C,D,L) | | | | | | | | |
|-------------------------|-------|------|---------------------------|---------|----------|-----------|-------|---------|----------|------|-------|
| | | | SCH | | Total | Headcount | | Total | Sections | | Total |
| E&G Faculty Member | Class | FTE | UGrad | Grad | SCH | UGrad | Grad | HC | UGrad | Grad | #Sec. |
| ADAMS | 9001 | 1.99 | 162.0 | - | 162.0 | 42.0 | - | 42.0 | 2.0 | - | 2.0 |
| ASKEW | 9003 | 1.99 | 963.0 | - | 963.0 | 321.0 | - | 321.0 | 2.0 | - | 2.0 |
| BERG | 9001 | 1.99 | - | 165.0 | 165.0 | - | 55.0 | 55.0 | - | 2.0 | 2.0 |
| BLESSING | 9001 | 1.99 | 529.0 | - | 529.0 | 173.0 | - | 173.0 | 4.0 | - | 4.0 |
| BONESTEEL | 9001 | 1.99 | 87.0 | 6.0 | 93.0 | 29.0 | 2.0 | 31.0 | 1.0 | 1.0 | 2.0 |
| BROOKS | 9001 | 1.99 | - | 57.0 | 57.0 | - | 41.0 | 41.0 | - | 2.0 | 2.0 |
| CAO | 9001 | 1.99 | 218.0 | - | 218.0 | 158.5 | - | 158.5 | 6.0 | - | 6.0 |
| CAPSTICK | 9001 | 1.99 | 328.0 | - | 328.0 | 74.0 | - | 74.0 | 2.0 | - | 2.0 |
| CHIORESCU | 9002 | 1.99 | 88.0 | - | 88.0 | 44.0 | - | 44.0 | 4.0 | - | 4.0 |
| COLLINS | 9003 | 1.99 | 241.0 | 9.0 | 250.0 | 62.5 | 6.0 | 68.5 | 2.5 | 1.0 | 3.5 |
| COTTLE | 9001 | 1.99 | 465.0 | - | 465.0 | 93.0 | - | 93.0 | 2.0 | - | 2.0 |
| CREDE | 9002 | 1.99 | 1,244.0 | 40.0 | 1,284.0 | 608.0 | 40.0 | 648.0 | 22.5 | 2.0 | 24.5 |
| DOBROSAVLJEVIC | 9001 | 1.99 | - | 33.0 | 33.0 | - | 11.0 | 11.0 | - | 1.0 | 1.0 |
| DUKE | 9001 | 1.99 | 1,206.0 | - | 1,206.0 | 402.0 | - | 402.0 | 2.0 | - | 2.0 |
| EUGENIO | 9001 | 1.99 | 72.0 | - | 72.0 | 24.0 | - | 24.0 | 1.0 | - | 1.0 |
| FRAWLEY | 9081 | 2.00 | 1,466.0 | - | 1,466.0 | 1,166.5 | - | 1,166.5 | 42.5 | - | 42.5 |
| GAO | 9003 | 1.99 | 200.0 | - | 200.0 | 50.0 | - | 50.0 | 1.5 | - | 1.5 |
| GERARDY | 9003 | 1.99 | 30.0 | 6.0 | 36.0 | 10.0 | 2.0 | 12.0 | 2.0 | 2.0 | 4.0 |
| HOEFLICH | 9001 | 1.99 | 90.0 | 13.0 | 103.0 | 30.0 | 11.0 | 41.0 | 2.0 | 4.0 | 6.0 |
| HUFFENBERGER | 9003 | 1.99 | 160.0 | - | 160.0 | 32.0 | - | 32.0 | 1.0 | - | 1.0 |
| LIND | 9002 | 1.99 | 585.0 | - | 585.0 | 291.0 | - | 291.0 | 10.5 | - | 10.5 |
| MANOUSAKIS | 9001 | 1.99 | - | 192.0 | 192.0 | - | 64.0 | 64.0 | - | 2.0 | 2.0 |
| MYERS | 9081 | 2.00 | 325.0 | - | 325.0 | 325.0 | - | 325.0 | 19.5 | - | 19.5 |
| NG | 9002 | 1.99 | 908.0 | - | 908.0 | 332.0 | - | 332.0 | 6.8 | - | 6.8 |
| OKUI | 9003 | 1.99 | - | 42.0 | 42.0 | - | 14.0 | 14.0 | - | 2.0 | 2.0 |
| OWENS | 9001 | 1.99 | 96.0 | 27.0 | 123.0 | 32.0 | 9.0 | 41.0 | 1.0 | 2.0 | 3.0 |
| PIEKAREWICZ | 9001 | 1.99 | - | 198.0 | 198.0 | - | 132.0 | 132.0 | - | 2.0 | 2.0 |
| PROSPER | 9001 | 1.99 | 637.5 | - | 637.5 | 236.0 | - | 236.0 | 8.5 | - | 8.5 |
| REINA | 9001 | 1.99 | 44.0 | 27.0 | 71.0 | 44.0 | 9.0 | 53.0 | 1.0 | 1.0 | 2.0 |
| REYES | 9070 | 1.00 | 39.5 | - | 39.5 | 39.5 | - | 39.5 | 2.0 | - | 2.0 |
| RIKVOLD | 9001 | 1.99 | 84.0 | - | 84.0 | 28.0 | - | 28.0 | 1.0 | - | 1.0 |
| RILEY | 9070 | 1.00 | 819.5 | - | 819.5 | 234.5 | - | 234.5 | 8.0 | - | 8.0 |
| ROBERTS | 9001 | 1.99 | 156.0 | 18.0 | 174.0 | 52.0 | 11.0 | 63.0 | 2.0 | 2.0 | 4.0 |
| SCHLOTTMANN | 9001 | 1.99 | 234.0 | 18.0 | 252.0 | 78.0 | 6.0 | 84.0 | 3.0 | 2.0 | 5.0 |
| SHAHEEN | 9001 | 0.99 | 233.0 | - | 233.0 | 60.5 | - | 60.5 | 2.5 | - | 2.5 |
| TABOR | 9001 | 1.99 | 1,601.5 | - | 1,601.5 | 640.3 | - | 640.3 | 23.1 | - | 23.1 |
| VAFEK | 9002 | 1.99 | - | 38.0 | 38.0 | - | 16.0 | 16.0 | - | 2.0 | 2.0 |
| VAN WINKLE | 9001 | 1.99 | 625.0 | - | 625.0 | 125.0 | - | 125.0 | 2.0 | - | 2.0 |
| VOYLA | 9002 | 1.99 | - | 78.0 | 78.0 | - | 26.0 | 26.0 | - | 2.0 | 2.0 |
| WAHL | 9001 | 1.99 | 162.0 | 18.0 | 180.0 | 59.0 | 6.0 | 65.0 | 3.0 | 1.0 | 4.0 |
| WIEDENHOEVER | 9001 | 1.99 | 1,127.0 | - | 1,127.0 | 526.2 | - | 526.2 | 21.1 | - | 21.1 |
| XIONG | 9001 | 1.99 | 477.0 | - | 477.0 | 125.5 | - | 125.5 | 4.0 | - | 4.0 |
| YANG | 9001 | 1.99 | - | 108.0 | 108.0 | - | 36.0 | 36.0 | - | 2.0 | 2.0 |
| ZHOU | 9001 | 1.99 | 87.0 | 18.0 | 105.0 | 29.0 | 6.0 | 35.0 | 1.0 | 2.0 | 3.0 |
| TOTALS | | | 15,790.0 | 1,111.0 | 16,901.0 | 6,577.0 | 503.0 | 7,080.0 | 220.0 | 37.0 | 257.0 |
| AVERAGE PER FACULTY | | | 451.1 | 55.6 | 384.1 | 187.9 | 25.2 | 160.9 | 6.3 | 1.9 | 5.8 |

Physics - Faculty Courses & Hours

| Fall 2013 - Spring 2014 | | | Individualized (G,T,I,O,P,R,S,Z) | | | | | | | | |
|-------------------------|-------|------|----------------------------------|---------|---------|-----------|-------|-------|----------|------|-------|
| E&G Faculty Member | Class | FTE | SCH | | Total | Headcount | | Total | Sections | | Total |
| | | | UGrad | Grad | SCH | UGrad | Grad | HC | UGrad | Grad | #Sec. |
| ADAMS | 9001 | 1.99 | 16.0 | 38.0 | 54.0 | 5.0 | 5.0 | 10.0 | 3.0 | 4.0 | 7.0 |
| ASKEW | 9003 | 1.99 | 2.0 | 42.0 | 44.0 | 2.0 | 4.0 | 6.0 | 2.0 | 3.0 | 5.0 |
| BERG | 9001 | 1.99 | - | - | - | - | - | - | - | - | - |
| BLESSING | 9001 | 1.99 | - | 21.0 | 21.0 | - | 2.0 | 2.0 | - | 2.0 | 2.0 |
| BONESTEEL | 9001 | 1.99 | - | 63.0 | 63.0 | - | 6.0 | 6.0 | - | 3.5 | 3.5 |
| BROOKS | 9001 | 1.99 | 9.0 | 165.0 | 174.0 | 3.0 | 16.0 | 19.0 | 2.0 | 4.0 | 6.0 |
| CAO | 9001 | 1.99 | - | 69.0 | 69.0 | - | 7.0 | 7.0 | - | 4.0 | 4.0 |
| CAPSTICK | 9001 | 1.99 | - | 178.0 | 178.0 | - | 64.0 | 64.0 | - | 4.0 | 4.0 |
| CHIORESCU | 9002 | 1.99 | - | 66.0 | 66.0 | - | 6.0 | 6.0 | - | 4.0 | 4.0 |
| COLLINS | 9003 | 1.99 | - | 3.0 | 3.0 | - | 1.0 | 1.0 | - | 1.0 | 1.0 |
| COTTLE | 9001 | 1.99 | - | 16.0 | 16.0 | - | 2.0 | 2.0 | - | 2.0 | 2.0 |
| CREDE | 9002 | 1.99 | - | 64.0 | 64.0 | - | 8.0 | 8.0 | - | 4.0 | 4.0 |
| DOBROSAVLJEVIC | 9001 | 1.99 | - | 92.0 | 92.0 | - | 9.0 | 9.0 | - | 4.0 | 4.0 |
| DUKE | 9001 | 1.99 | - | - | - | - | - | - | - | - | - |
| EUGENIO | 9001 | 1.99 | 6.0 | 41.0 | 47.0 | 2.0 | 4.0 | 6.0 | 2.0 | 2.0 | 4.0 |
| FRAWLEY | 9081 | 2.00 | - | - | - | - | - | - | - | - | - |
| GAO | 9003 | 1.99 | - | 12.0 | 12.0 | - | 2.0 | 2.0 | - | 1.0 | 1.0 |
| GERARDY | 9003 | 1.99 | - | 20.0 | 20.0 | - | 2.0 | 2.0 | - | 2.0 | 2.0 |
| HOEFELICH | 9001 | 1.99 | 12.0 | 38.0 | 50.0 | 3.0 | 5.0 | 8.0 | 3.0 | 3.0 | 6.0 |
| HUFFENBERGER | 9003 | 1.99 | - | 11.0 | 11.0 | - | 2.0 | 2.0 | - | 2.0 | 2.0 |
| LIND | 9002 | 1.99 | - | - | - | - | - | - | - | - | - |
| MANOUSAKIS | 9001 | 1.99 | - | 101.0 | 101.0 | - | 10.0 | 10.0 | - | 4.0 | 4.0 |
| MYERS | 9081 | 2.00 | - | - | - | - | - | - | - | - | - |
| NG | 9002 | 1.99 | - | - | - | - | - | - | - | - | - |
| OKUI | 9003 | 1.99 | - | 18.0 | 18.0 | - | 2.5 | 2.5 | - | 1.5 | 1.5 |
| OWENS | 9001 | 1.99 | 3.0 | 60.0 | 63.0 | 1.0 | 6.0 | 7.0 | 1.0 | 4.0 | 5.0 |
| PIEKAREWICZ | 9001 | 1.99 | - | 46.0 | 46.0 | - | 4.0 | 4.0 | - | 3.0 | 3.0 |
| PROSPER | 9001 | 1.99 | - | 33.0 | 33.0 | - | 4.0 | 4.0 | - | 2.0 | 2.0 |
| REINA | 9001 | 1.99 | - | 27.0 | 27.0 | - | 3.0 | 3.0 | - | 2.0 | 2.0 |
| REYES | 9070 | 1.00 | - | - | - | - | - | - | - | - | - |
| RIKVOLD | 9001 | 1.99 | 1.0 | 33.0 | 34.0 | 1.0 | 3.5 | 4.5 | 1.0 | 2.5 | 3.5 |
| RILEY | 9070 | 1.00 | - | 40.0 | 40.0 | - | 6.0 | 6.0 | - | 4.0 | 4.0 |
| ROBERTS | 9001 | 1.99 | - | 23.0 | 23.0 | - | 4.0 | 4.0 | - | 4.0 | 4.0 |
| SCHLOTTMANN | 9001 | 1.99 | - | 12.0 | 12.0 | - | 1.0 | 1.0 | - | 1.0 | 1.0 |
| SHAHEEN | 9001 | 0.99 | - | - | - | - | - | - | - | - | - |
| TABOR | 9001 | 1.99 | - | 53.0 | 53.0 | - | 5.0 | 5.0 | - | 2.0 | 2.0 |
| VAFEK | 9002 | 1.99 | - | 12.0 | 12.0 | - | 1.0 | 1.0 | - | 1.0 | 1.0 |
| VAN WINKLE | 9001 | 1.99 | - | 54.0 | 54.0 | - | 6.0 | 6.0 | - | 2.0 | 2.0 |
| VOYLA | 9002 | 1.99 | 6.0 | 34.0 | 40.0 | 2.0 | 4.0 | 6.0 | 2.0 | 3.0 | 5.0 |
| WAHL | 9001 | 1.99 | - | - | - | - | - | - | - | - | - |
| WIEDENHOEVER | 9001 | 1.99 | 4.0 | 113.0 | 117.0 | 3.0 | 12.0 | 15.0 | 2.0 | 5.0 | 7.0 |
| XIONG | 9001 | 1.99 | - | 147.0 | 147.0 | - | 14.0 | 14.0 | - | 4.0 | 4.0 |
| YANG | 9001 | 1.99 | - | 40.0 | 40.0 | - | 5.0 | 5.0 | - | 3.0 | 3.0 |
| ZHOU | 9001 | 1.99 | 6.0 | 33.0 | 39.0 | 2.0 | 4.0 | 6.0 | 2.0 | 2.0 | 4.0 |
| TOTALS | | | 65.0 | 1,818.0 | 1,883.0 | 24.0 | 240.0 | 264.0 | 20.0 | 99.5 | 119.5 |
| AVERAGE PER FACULTY | | | 6.5 | 51.9 | 53.8 | 2.4 | 6.9 | 7.5 | 2.0 | 2.8 | 3.4 |

Physics - Faculty Courses & Hours

| Fall 2013 - Spring 2014 | | | All Types | | | | | | | | |
|-------------------------|-------|------|-----------|---------|----------|-----------|-------|---------|----------|-------|-------|
| E&G Faculty Member | Class | FTE | SCH | | TOTAL | Headcount | | TOTAL | Sections | | TOTAL |
| | | | UGrad | Grad | SCH | UGrad | Grad | HC | UGrad | Grad | #Sec. |
| ADAMS | 9001 | 1.99 | 178.0 | 38.0 | 216.0 | 47.0 | 5.0 | 52.0 | 5.0 | 4.0 | 9.0 |
| ASKEW | 9003 | 1.99 | 965.0 | 42.0 | 1,007.0 | 323.0 | 4.0 | 327.0 | 4.0 | 3.0 | 7.0 |
| BERG | 9001 | 1.99 | - | 165.0 | 165.0 | - | 55.0 | 55.0 | - | 2.0 | 2.0 |
| BLESSING | 9001 | 1.99 | 529.0 | 21.0 | 550.0 | 173.0 | 2.0 | 175.0 | 4.0 | 2.0 | 6.0 |
| BONESTEEL | 9001 | 1.99 | 87.0 | 69.0 | 156.0 | 29.0 | 8.0 | 37.0 | 1.0 | 4.5 | 5.5 |
| BROOKS | 9001 | 1.99 | 9.0 | 222.0 | 231.0 | 3.0 | 57.0 | 60.0 | 2.0 | 6.0 | 8.0 |
| CAO | 9001 | 1.99 | 218.0 | 69.0 | 287.0 | 158.5 | 7.0 | 165.5 | 6.0 | 4.0 | 10.0 |
| CAPSTICK | 9001 | 1.99 | 328.0 | 178.0 | 506.0 | 74.0 | 64.0 | 138.0 | 2.0 | 4.0 | 6.0 |
| CHIORESCU | 9002 | 1.99 | 88.0 | 66.0 | 154.0 | 44.0 | 6.0 | 50.0 | 4.0 | 4.0 | 8.0 |
| COLLINS | 9003 | 1.99 | 241.0 | 12.0 | 253.0 | 62.5 | 7.0 | 69.5 | 2.5 | 2.0 | 4.5 |
| COTTLE | 9001 | 1.99 | 465.0 | 16.0 | 481.0 | 93.0 | 2.0 | 95.0 | 2.0 | 2.0 | 4.0 |
| CREDE | 9002 | 1.99 | 1,244.0 | 104.0 | 1,348.0 | 608.0 | 48.0 | 656.0 | 22.5 | 6.0 | 28.5 |
| DOBROSAVLJEVIC | 9001 | 1.99 | - | 125.0 | 125.0 | - | 20.0 | 20.0 | - | 5.0 | 5.0 |
| DUKE | 9001 | 1.99 | 1,206.0 | - | 1,206.0 | 402.0 | - | 402.0 | 2.0 | - | 2.0 |
| EUGENIO | 9001 | 1.99 | 78.0 | 41.0 | 119.0 | 26.0 | 4.0 | 30.0 | 3.0 | 2.0 | 5.0 |
| FRAWLEY | 9081 | 2.00 | 1,466.0 | - | 1,466.0 | 1,166.5 | - | 1,166.5 | 42.5 | - | 42.5 |
| GAO | 9003 | 1.99 | 200.0 | 12.0 | 212.0 | 50.0 | 2.0 | 52.0 | 1.5 | 1.0 | 2.5 |
| GERARDY | 9003 | 1.99 | 30.0 | 26.0 | 56.0 | 10.0 | 4.0 | 14.0 | 2.0 | 4.0 | 6.0 |
| HOEFLICH | 9001 | 1.99 | 102.0 | 51.0 | 153.0 | 33.0 | 16.0 | 49.0 | 5.0 | 7.0 | 12.0 |
| HUFFENBERGER | 9003 | 1.99 | 160.0 | 11.0 | 171.0 | 32.0 | 2.0 | 34.0 | 1.0 | 2.0 | 3.0 |
| LIND | 9002 | 1.99 | 585.0 | - | 585.0 | 291.0 | - | 291.0 | 10.5 | - | 10.5 |
| MANOUSAKIS | 9001 | 1.99 | - | 293.0 | 293.0 | - | 74.0 | 74.0 | - | 6.0 | 6.0 |
| MYERS | 9081 | 2.00 | 325.0 | - | 325.0 | 325.0 | - | 325.0 | 19.5 | - | 19.5 |
| NG | 9002 | 1.99 | 908.0 | - | 908.0 | 332.0 | - | 332.0 | 6.8 | - | 6.8 |
| OKUI | 9003 | 1.99 | - | 60.0 | 60.0 | - | 16.5 | 16.5 | - | 3.5 | 3.5 |
| OWENS | 9001 | 1.99 | 99.0 | 87.0 | 186.0 | 33.0 | 15.0 | 48.0 | 2.0 | 6.0 | 8.0 |
| PIEKAREWICZ | 9001 | 1.99 | - | 244.0 | 244.0 | - | 136.0 | 136.0 | - | 5.0 | 5.0 |
| PROSPER | 9001 | 1.99 | 637.5 | 33.0 | 670.5 | 236.0 | 4.0 | 240.0 | 8.5 | 2.0 | 10.5 |
| REINA | 9001 | 1.99 | 44.0 | 54.0 | 98.0 | 44.0 | 12.0 | 56.0 | 1.0 | 3.0 | 4.0 |
| REYES | 9070 | 1.00 | 39.5 | - | 39.5 | 39.5 | - | 39.5 | 2.0 | - | 2.0 |
| RIKVOLD | 9001 | 1.99 | 85.0 | 33.0 | 118.0 | 29.0 | 3.5 | 32.5 | 2.0 | 2.5 | 4.5 |
| RILEY | 9070 | 1.00 | 819.5 | 40.0 | 859.5 | 234.5 | 6.0 | 240.5 | 8.0 | 4.0 | 12.0 |
| ROBERTS | 9001 | 1.99 | 156.0 | 41.0 | 197.0 | 52.0 | 15.0 | 67.0 | 2.0 | 6.0 | 8.0 |
| SCHLOTTMANN | 9001 | 1.99 | 234.0 | 30.0 | 264.0 | 78.0 | 7.0 | 85.0 | 3.0 | 3.0 | 6.0 |
| SHAHEEN | 9001 | 0.99 | 233.0 | - | 233.0 | 60.5 | - | 60.5 | 2.5 | - | 2.5 |
| TABOR | 9001 | 1.99 | 1,601.5 | 53.0 | 1,654.5 | 640.3 | 5.0 | 645.3 | 23.1 | 2.0 | 25.1 |
| VAFEK | 9002 | 1.99 | - | 50.0 | 50.0 | - | 17.0 | 17.0 | - | 3.0 | 3.0 |
| VAN WINKLE | 9001 | 1.99 | 625.0 | 54.0 | 679.0 | 125.0 | 6.0 | 131.0 | 2.0 | 2.0 | 4.0 |
| VOYLA | 9002 | 1.99 | 6.0 | 112.0 | 118.0 | 2.0 | 30.0 | 32.0 | 2.0 | 5.0 | 7.0 |
| WAHL | 9001 | 1.99 | 162.0 | 18.0 | 180.0 | 59.0 | 6.0 | 65.0 | 3.0 | 1.0 | 4.0 |
| WIEDENHOEVER | 9001 | 1.99 | 1,131.0 | 113.0 | 1,244.0 | 529.2 | 12.0 | 541.2 | 23.1 | 5.0 | 28.1 |
| XIONG | 9001 | 1.99 | 477.0 | 147.0 | 624.0 | 125.5 | 14.0 | 139.5 | 4.0 | 4.0 | 8.0 |
| YANG | 9001 | 1.99 | - | 148.0 | 148.0 | - | 41.0 | 41.0 | - | 5.0 | 5.0 |
| ZHOU | 9001 | 1.99 | 93.0 | 51.0 | 144.0 | 31.0 | 10.0 | 41.0 | 3.0 | 4.0 | 7.0 |
| TOTALS | | | 15,855.0 | 2,929.0 | 18,784.0 | 6,601.0 | 743.0 | 7,344.0 | 240.0 | 136.5 | 376.5 |
| AVERAGE PER FACULTY | | | 428.5 | 79.2 | 426.9 | 178.4 | 20.1 | 166.9 | 6.5 | 3.7 | 8.6 |

Operating Budget E & G Position FTE and Rate Totals by Pay Plan and Filled/Vacant

College of Arts & Sciences
Physics

| | 2010-11 | 2011-12 | 2012-13 | 2013-14 | 2014-15 |
|---|---------------------|---------------------|---------------------|---------------------|---------------------|
| Filled 9 and 12 Month Faculty | | | | | |
| Sum of FTE | 28.00 | 28.00 | 27.00 | 31.00 | 30.00 |
| Sum of PersonYr | 21.42 | 21.42 | 20.68 | 23.67 | 22.92 |
| Sum of Rate | \$ 2,255,572.82 | \$ 2,393,281 | \$ 2,310,860 | \$ 2,755,325 | \$ 2,745,945 |
| Filled Staff Support | | | | | |
| Sum of FTE | 18.50 | 18.50 | 19.50 | 17.50 | 19.00 |
| Sum of PersonYr | 18.50 | 18.50 | 19.50 | 17.50 | 19.00 |
| Sum of Rate | \$ 706,968 | \$ 696,806 | \$ 751,971 | \$ 700,170 | \$ 756,135 |
| Summer Faculty | | | | | |
| Sum of FTE | 2.56 | 2.59 | 3.76 | 8.98 | 6.46 |
| Sum of PersonYr | 0.20 | 0.26 | 0.28 | 0.69 | 0.58 |
| Sum of Rate | \$ 25,782 | \$ 31,769 | \$ 36,448 | \$ 81,809 | \$ 75,324 |
| Vacant & Reserve Faculty | | | | | |
| Sum of FTE | | | | 1.00 | 3.00 |
| Sum of PersonYr | | | | 0.75 | 2.24 |
| Sum of Rate | | | | \$ 80,341 | \$ 249,887 |
| Vacant & Reserve Staff Support | | | | | |
| Sum of FTE | 1.00 | | | 1.00 | |
| Sum of PersonYr | 1.00 | | | 1.00 | |
| Sum of Rate | \$ 19,700 | | | \$ 32,428 | |
| Total Sum of FTE | 50.06 | 49.09 | 50.26 | 59.48 | 58.46 |
| Total Sum of PersonYr | 41.12 | 40.18 | 40.46 | 43.61 | 44.74 |
| Total Sum of Rate | \$ 3,008,023 | \$ 3,121,856 | \$ 3,099,279 | \$ 3,650,073 | \$ 3,827,291 |

E & G Expenditures by Budget Category, By Oject Code, Department within Colleges

College of Arts & Sciences

Physics

| | | 2009-10 | 2010-11 | 2011-12 | 2012-13 | 2013-14 |
|--------------------|---------------------------|---------------------|---------------------|---------------------|---------------------|---------------------|
| SALARY | A&P | \$ 65,268 | \$ 264,455 | \$ 263,811 | \$ 243,622 | \$ 234,742 |
| | FACULTY | \$ 2,349,349 | \$ 2,334,584 | \$ 2,398,818 | \$ 2,449,528 | \$ 2,970,501 |
| | FRINGE BENEFITS | \$ 939,889 | \$ 1,028,719 | \$ 912,293 | \$ 886,048 | \$ 1,106,107 |
| | OTHER SALARY | | | | \$ 14,116 | \$ 21,673 |
| | USPS | \$ 556,501 | \$ 475,487 | \$ 469,759 | \$ 475,260 | \$ 477,869 |
| | SALARY Total | \$ 3,911,007 | \$ 4,103,245 | \$ 4,044,681 | \$ 4,068,574 | \$ 4,810,892 |
| EXPENSE | CONSTRUCTION SUPPLIES | | \$ 311 | \$ 271 | \$ 1,516 | \$ 68 |
| | CONSULTING & OTHER | \$ 135 | \$ 752 | \$ 20,207 | \$ 2,790 | \$ 428 |
| | EDUCATIONAL SUPPLIES | \$ 6,863 | \$ 7,118 | \$ 4,076 | \$ 6,119 | \$ 6,194 |
| | EQUIPMENT & BOOKS | \$ 15,683 | \$ 84,789 | \$ 40,729 | \$ 120,034 | \$ 60,411 |
| | EXPENSE OTHER | | | | \$ 5,139 | \$ 3,465 |
| | FREIGHT | \$ 1,912 | \$ 2,682 | \$ 1,326 | | |
| | MAINT & HEATING SUPP | \$ 8,264 | \$ 31,120 | \$ 33,143 | \$ 16,352 | \$ 15,217 |
| | MOTOR FUELS & LUBRIC | \$ 751 | \$ 1,036 | \$ 1,299 | \$ 1,111 | \$ 836 |
| | MOVING EXPENSES | | | | | |
| | OFFICE SUPPLIES | \$ 1,763 | \$ 26,666 | \$ 14,519 | \$ 6,171 | \$ 12,193 |
| | OTHER CURRENT CHARG | \$ 615 | \$ 3,047 | \$ 14,393 | \$ 1,473 | \$ 3,205 |
| | OTHER MATERIALS & SUP | \$ 2,412 | \$ 32,541 | \$ 12,720 | \$ 11,207 | \$ 4,257 |
| | POSTAGE | \$ 2,162 | \$ 2,625 | \$ 3,545 | | |
| | PRINTING | \$ 3,954 | \$ 5,096 | \$ 142 | \$ 1,500 | \$ 2,884 |
| | PURCHASE FOR RESALE | | | | | \$ 17 |
| | RENTAL OF BUILDINGS | | | \$ 197 | \$ 145 | \$ 116 |
| | RENTAL OF EQUIPMENT | \$ 1,829 | \$ 601 | \$ 818 | \$ 2,325 | \$ 4,166 |
| | REPAIRS & MAINTENANCE | \$ 4,989 | \$ 8,567 | \$ 28,573 | \$ 31,182 | \$ 22,049 |
| | TELEPHONE | \$ 40,940 | \$ 49,158 | \$ 48,983 | \$ 53,472 | \$ 53,643 |
| | TRAVEL | \$ 21,084 | \$ 21,311 | \$ 29,233 | \$ 42,437 | \$ 36,723 |
| | UTILITIES | | \$ 2,887 | | | |
| | EXPENSE Total | \$ 113,356 | \$ 280,307 | \$ 254,174 | \$ 302,973 | \$ 225,872 |
| OPS | ADJUNCT FACULTY | \$ 32,492 | \$ 34,000 | \$ 51,138 | | |
| | FACULTY ADJUNCTS | | | | \$ 82,914 | \$ 153,058 |
| | FRINGE BENEFITS | | | | \$ 1,684 | \$ 2,646 |
| | GRAD ASST | \$ 711,115 | \$ 1,044,000 | \$ 1,125,003 | \$ 1,246,960 | \$ 1,406,998 |
| | OPS FACULTY | \$ 19,507 | \$ 6,000 | \$ 6,000 | | |
| | OPS FRINGE BENEFITS | \$ 1,794 | \$ 1,959 | \$ 2,219 | | |
| | OPS OTHER | \$ 29,303 | \$ 48,158 | \$ 37,572 | \$ 19,823 | \$ 8,811 |
| | POST DOCTORAL ASSOC | \$ 40,644 | \$ 42,001 | \$ 41,035 | | |
| | STUDENT ASST | \$ 17,522 | \$ 8,069 | \$ 19,763 | \$ 19,994 | \$ 10,031 |
| | OPS Total | \$ 852,377 | \$ 1,184,187 | \$ 1,282,730 | \$ 1,371,375 | \$ 1,581,544 |
| OCO | DATA PROCESSING EQUIPMENT | | \$ 28,806 | | \$ 2,548 | |
| | FURNITURE & EQUIPMENT | | \$ 39,121 | | | |
| | OCO Total | | \$ 67,927 | | \$ 2,548 | |
| Grand Total | | \$ 4,876,740 | \$ 5,635,666 | \$ 5,581,585 | \$ 5,745,470 | \$ 6,618,308 |

College of Arts and Sciences
 Department of Physics
 Graduate Admissions

CIP: 400801

| Level | Gender | Citizenship | 2010-11 | | | 2011-12 | | | 2012-13 | | | 2013-14 | | | 2014-15 | | |
|------------------------|--------|---------------|------------|-----------|-----------|------------|-----------|-----------|------------|-----------|-----------|------------|-----------|-----------|------------|-----------|-----------|
| | | | Applied | Accepted | Enrolled | Applied | Accepted | Enrolled | Applied | Accepted | Enrolled | Applied | Accepted | Enrolled | Applied | Accepted | Enrolled |
| Master's | Female | Domestic | 0 | 0 | 0 | 1 | 0 | 0 | 0 | 0 | 0 | 0 | 0 | 0 | 0 | 0 | 0 |
| | | International | 1 | 0 | 0 | 2 | 0 | 0 | 0 | 0 | 0 | 0 | 0 | 0 | 1 | 0 | 0 |
| | Male | Domestic | 4 | 3 | 2 | 1 | 0 | 0 | 0 | 0 | 0 | 0 | 0 | 0 | 2 | 2 | 2 |
| | | International | 13 | 1 | 1 | 12 | 1 | 1 | 0 | 0 | 0 | 0 | 0 | 0 | 0 | 0 | 0 |
| Master's Total | | | 18 | 4 | 3 | 16 | 1 | 1 | 0 | 0 | 0 | 0 | 0 | 0 | 3 | 2 | 2 |
| Doctorate | Female | Domestic | 9 | 8 | 3 | 9 | 0 | 0 | 8 | 6 | 4 | 12 | 9 | 5 | 11 | 9 | 5 |
| | | International | 28 | 6 | 2 | 36 | 6 | 6 | 27 | 7 | 5 | 33 | 9 | 6 | 32 | 7 | 6 |
| | Male | Domestic | 36 | 24 | 17 | 55 | 16 | 16 | 60 | 27 | 11 | 51 | 27 | 10 | 43 | 18 | 13 |
| | | International | 95 | 21 | 9 | 127 | 9 | 8 | 149 | 23 | 9 | 153 | 16 | 10 | 116 | 13 | 8 |
| Doctorate Total | | | 168 | 59 | 31 | 227 | 31 | 30 | 244 | 63 | 29 | 249 | 61 | 31 | 202 | 47 | 32 |
| Grand Total | | | 186 | 63 | 34 | 243 | 32 | 31 | 244 | 63 | 29 | 249 | 61 | 31 | 205 | 49 | 34 |

Source: Admissions Files