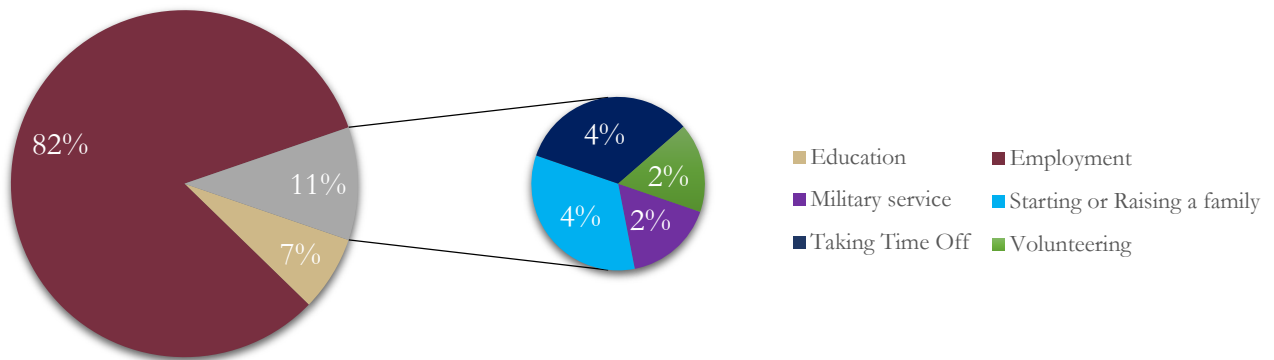


## Graduating Seniors: Theatre

The Career Center, in conjunction with the Division of Student Affairs and Institutional Research, has administered a survey to graduating seniors for over a decade, asking students about their post-college plans and their overall FSU experience. Of all the Department of Theatre graduates from Summer 2013, Fall 2013, and Spring 2014, 57 graduates participated (80%). The data presented in this report are based on responses to the Graduating Senior Survey at the point of graduation with data on employment and continuing education outcomes updated for graduates who responded to the six-month follow-up survey.

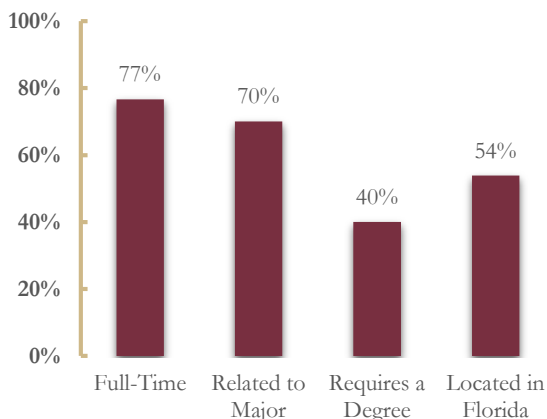
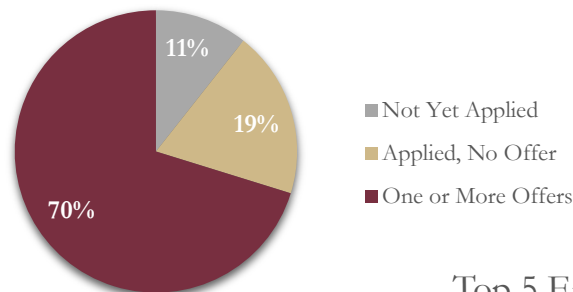
### Theatre Post-Graduation Plans

Data indicate that over three-quarters of Theatre graduates are seeking employment after graduation, and nearly one-tenth are pursuing further education.

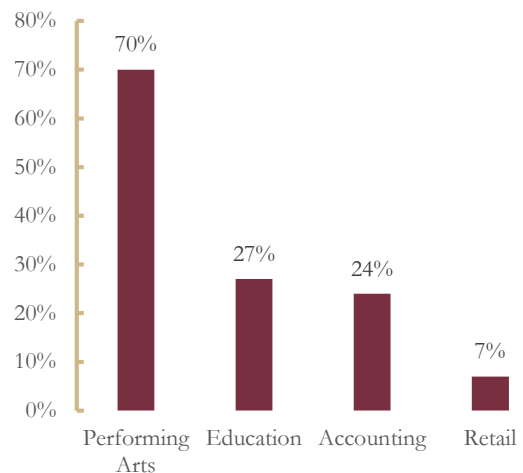


### Theatre Post-Graduation Employment

Nearly three-quarters of graduates whose primary plan was employment received at least one offer of employment and are employed in a wide variety of industries. Also, Theatre graduates most frequently found jobs that were full-time, were related to their major, and were located in Florida.

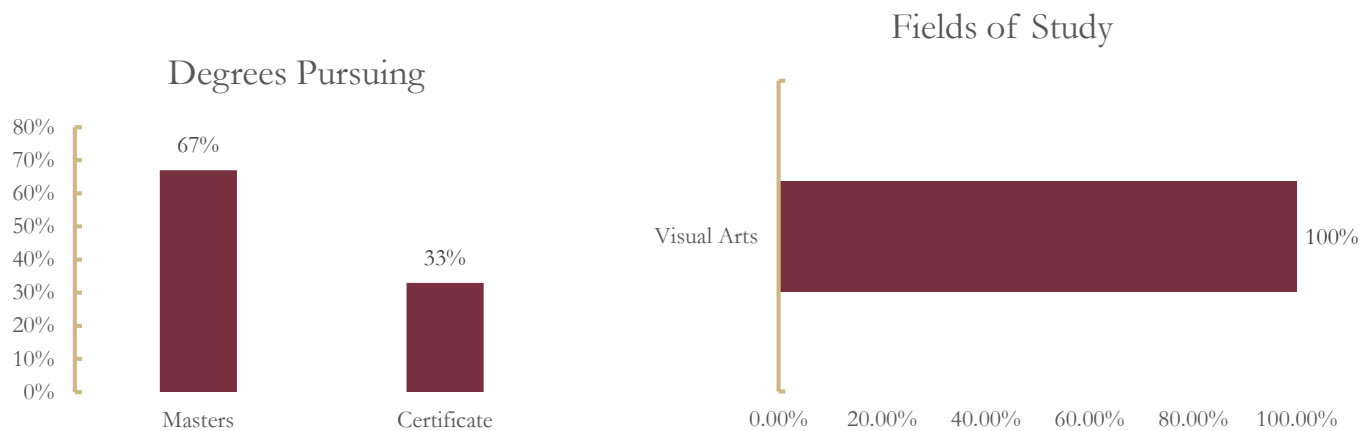


### Top 5 Employment Industries



### *Theatre Post-Graduation Education*

All graduates whose primary plan was to continue their education in Spring 2014 received at least one offer of acceptance at a college or university and are all studying in a field related to their major.



### *Theatre Student Characteristics*

Theatre graduates have success both inside and outside of the classroom, and participate in various extracurricular activities.

#### *Professional Experience*

30% of graduates completed an internship

#### *Giving Back*

58% of graduates participated in community service

#### *Campus Involvement*

98% of graduates participated in one or more campus activities

#### *Research Experience*

44% of graduates participated in a research project

#### *Global Experience*

44% of graduates participated in study abroad

#### *Academic Excellence*

21% of graduates participated in the honors program