

Neuroscience Data Booklet



Spring Term 2017
Quality Enhancement
Review

Prepared by the Office of Institutional Research

Program in Neuroscience

Spring Term 2017

Table of Contents

	<u>Page</u>
Degree Programs	1
The Faculty	2
Enrollment by Major	3
Degrees Awarded.....	8
Graduate Admissions	10

Program in Neuroscience
SPRING TERM 2017

Most recent available statistics

		Report Page No(s)
Degrees Offered	5	1
Faculty	32	2
Majors (Fall 2016 Headcount)		3-7
Undergraduate	-	
Graduate - Masters	-	
Graduate - Specialist	-	
Graduate - Doctorate	38	
Total	38	
2015-2016 Degrees Awarded		8-9
Bachelors	-	
Masters	-	
Specialist	-	
Doctorate	8	
Total	8	

*Note: most statistics are based on the Neuroscience plan codes 111150, 118440, 115501, 620110. Related accounts may not be included in expenditures and in faculty courses and hours taught. *SIF=Student Information File*

College of Arts and Sciences / Medicine
Program in Neuroscience
Degree Programs

Major Name	Major Code	Academic Plan Code	CIP Code	Degree Offered
Neuroscience	115501	NEURSCIAPD	261501	Doctorate

Not Published Programs

Major Name	Major Code	Academic Plan Code	CIP Code	Degree Offered
Neuroscience - BMS Sciences	620110	MEDINEURPD	260102	Doctorate
Neuroscience - BMS Sciences	620110	MEDNEUROPD	261501	Doctorate
Neuroscience - Biology	111150	NEURSCIBPD	261501	Doctorate
Neuroscience - Psychology	118440	NEURSCIPPD	261501	Doctorate

Source: Degree Program Inventory, FSU and SUS

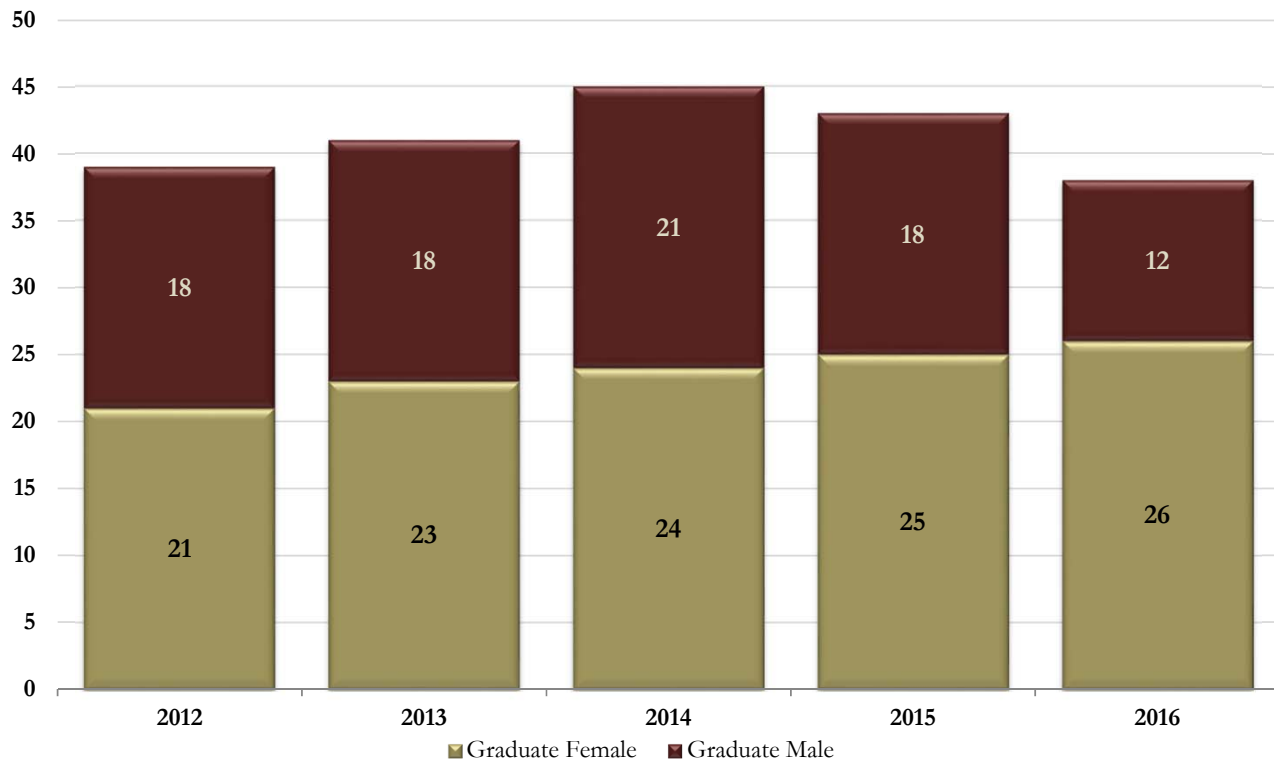
College of Arts and Sciences / Medicine
Program in Neuroscience
Faculty Demographics

Ranked Faculty*

Name	Degree	Degree University	Job Description	Tenure	FSU Hire	Gender	Race
Michelle Arbeitman	PhD	Stanford University	Assoc. Professor (Biomedical Sciences)	Tenured	5/16/2011	Female	White
Richard Bertram	PhD	Florida State University	Professor (Mathematics)	Tenured	8/8/2001	Male	White
Pradeep Bhide	PhD	University of Aberdeen	Professor (Biomedical Sciences)	Tenured	8/8/2011	Male	Asian
Robert Contreras	PhD	Michigan State University	Professor (Psychology)	Tenured	7/2/1990	Male	Hispanic
Lisa Eckel	PhD	University of Western Ontario	Professor (Psychology)	Tenured	8/9/1999	Female	White
Debra Ann Fadool	PhD	University of Florida	Professor (Biological Sciences)	Tenured	8/9/1999	Female	White
James Fadool	PhD	Michigan State University	Assoc. Professor (Biological Sciences)	Tenured	8/9/1999	Male	White
Jian Feng	PhD	University of California, Los Angeles	Asst. Professor (Biological Sciences)	On Track	8/10/2015	Male	Asian
Elizabeth Hammock	PhD	Emory University	Asst. Professor (Psychology)	On Track	8/8/2014	Female	White
Thomas Houpt	PhD	Harvard University	Professor (Biological Sciences)	Tenured	8/7/1998	Male	White
Elaine Hull	PhD	Indiana University	Professor (Psychology)	Tenured	8/9/2004	Female	White
Richard Hyson	PhD	University of Colorado	Professor (Psychology)	Tenured	8/7/1992	Male	White
Frank Johnson	PhD	University of California, Riverside	Professor (Psychology)	Tenured	8/8/1996	Male	White
Mohamed Kabbaj	PhD	Victor Segalen University, Bordeaux II	Professor (Biomedical Sciences)	Tenured	8/8/2011	Male	White
Sanjay Kumar	PhD	University of Pennsylvania	Assoc. Professor (Biomedical Sciences)	Tenured	8/8/2011	Male	Asian
Choogon Lee	PhD	Rutgers University	Assoc. Professor (Biomedical Sciences)	Tenured	8/8/2011	Male	Asian
Cathy Levenson	PhD	University of Chicago	Professor (Biomedical Sciences)	Tenured	8/8/2011	Female	White
Wen Li	Ph.D.	Northwestern University	Assoc. Professor (Psychology)	Tenured	12/23/2014	Female	Asian
Lisa Lyons	PhD	University of Houston	Assoc. Professor (Biological Sciences)	Tenured	8/9/2007	Female	White
Timothy Megraw	PhD	University of North Carolina	Assoc. Professor (Biomedical Sciences)	Tenured	8/8/2011	Male	White
Michael Meredith	PhD	University of Pennsylvania	Professor (Biological Sciences)	Tenured	5/1/1981	Male	White
Richard Nowakowski	PhD	Harvard University	Professor (Biomedical Sciences)	On Track	3/1/2010	Male	White
James Olcese	PhD	Marquette University	Professor (Biomedical Sciences)	Not on Track	8/8/2011	Male	White
Yi Ren	MD	Guiyang Medical College, China	Professor (Biomedical Sciences)	Tenured	8/8/2013	Female	Asian
Alan Spector	PhD	Florida State University	Professor (Psychology)	Tenured	8/9/2007	Male	White
Gregg Stanwood	PhD	University of Pennsylvania	Assoc. Professor (Biomedical Sciences)	On Track	1/5/2015	Male	White
Paul Trombley	PhD	University of Oregon	Assoc. Professor (Biological Sciences)	Tenured	8/8/1995	Male	White
Yuan Wang	PhD	Institute of Biophysics- China	Asst. Professor (Biomedical Sciences)	On Track	1/5/2015	Female	Asian
Zuoxin Wang	PhD	Universtiy of Massachusetts-Amherst	Professor (Psychology)	Tenured	8/7/1998	Male	Asian
Aaron Wilber	PhD	Indiana University	Asst. Professor (Psychology)	On Track	8/8/2016	Male	White
Diana Williams	PhD	University of Pennsylvania	Assoc. Professor (Psychology)	Tenured	8/8/2008	Female	White
Yi Zhou	PhD	University of Minnesota	Assoc. Professor (Biomedical Sciences)	Tenured	8/8/2011	Male	Asian

*The faculty of the Program in Neuroscience are a group of faculty members from the departments of Biomedical Sciences, Biological Sciences, Psychology, and Mathematics.

College of Arts and Sciences / Medicine
Program in Neuroscience
Enrollment by Fall Semester



Program in Neuroscience

Female

American Indian/Native Alaskan
Asian
Black
Hispanic
Native Hawaiian or Pacific Islander
White
Non-Resident Alien
Two or More Races
Not Reported

Male

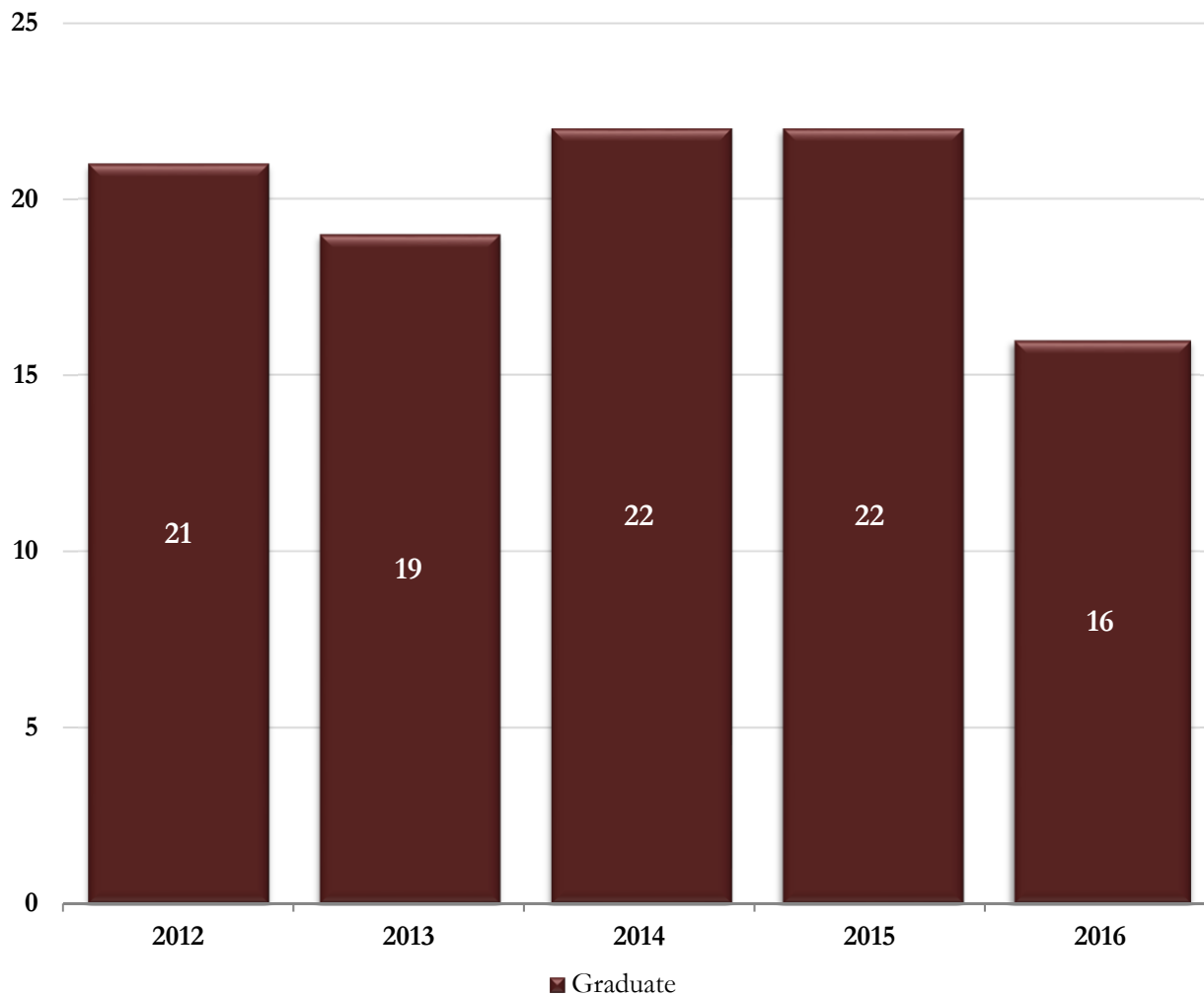
American Indian/Native Alaskan
Asian/Pacific Islander
Black
Hispanic
Native Hawaiian or Pacific Islander
White
Non-Resident Alien
Two or More Races
Not Reported

Fall 2012		Fall 2013		Fall 2014		Fall 2015		Fall 2016	
UG	G	UG	G	UG	G	UG	G	UG	G
0	39	0	41	0	45	0	43	0	38
0	21	0	23	0	24	0	25	0	26
0	0	0	0	0	0	0	0	0	0
0	1	0	1	0	0	0	0	0	0
0	1	0	1	0	1	0	1	0	1
0	0	0	5	0	5	0	5	0	3
0	0	0	0	0	0	0	0	0	0
0	17	0	14	0	14	0	15	0	17
0	2	0	2	0	4	0	4	0	5
0	0	0	0	0	0	0	0	0	0
0	0	0	0	0	0	0	0	0	0
0	18	0	18	0	21	0	18	0	12
0	0	0	0	0	0	0	0	0	0
0	1	0	1	0	2	0	1	0	0
0	1	0	1	0	2	0	2	0	0
0	0	0	0	0	0	0	0	0	0
0	0	0	0	0	0	0	0	0	0
0	15	0	15	0	16	0	14	0	11
0	1	0	1	0	1	0	1	0	1
0	0	0	0	0	0	0	0	0	0
0	0	0	0	0	0	0	0	0	0

UG = Undergraduate; G = Graduate

Source: Fall Preliminary Student Instruction Files (SIFP)

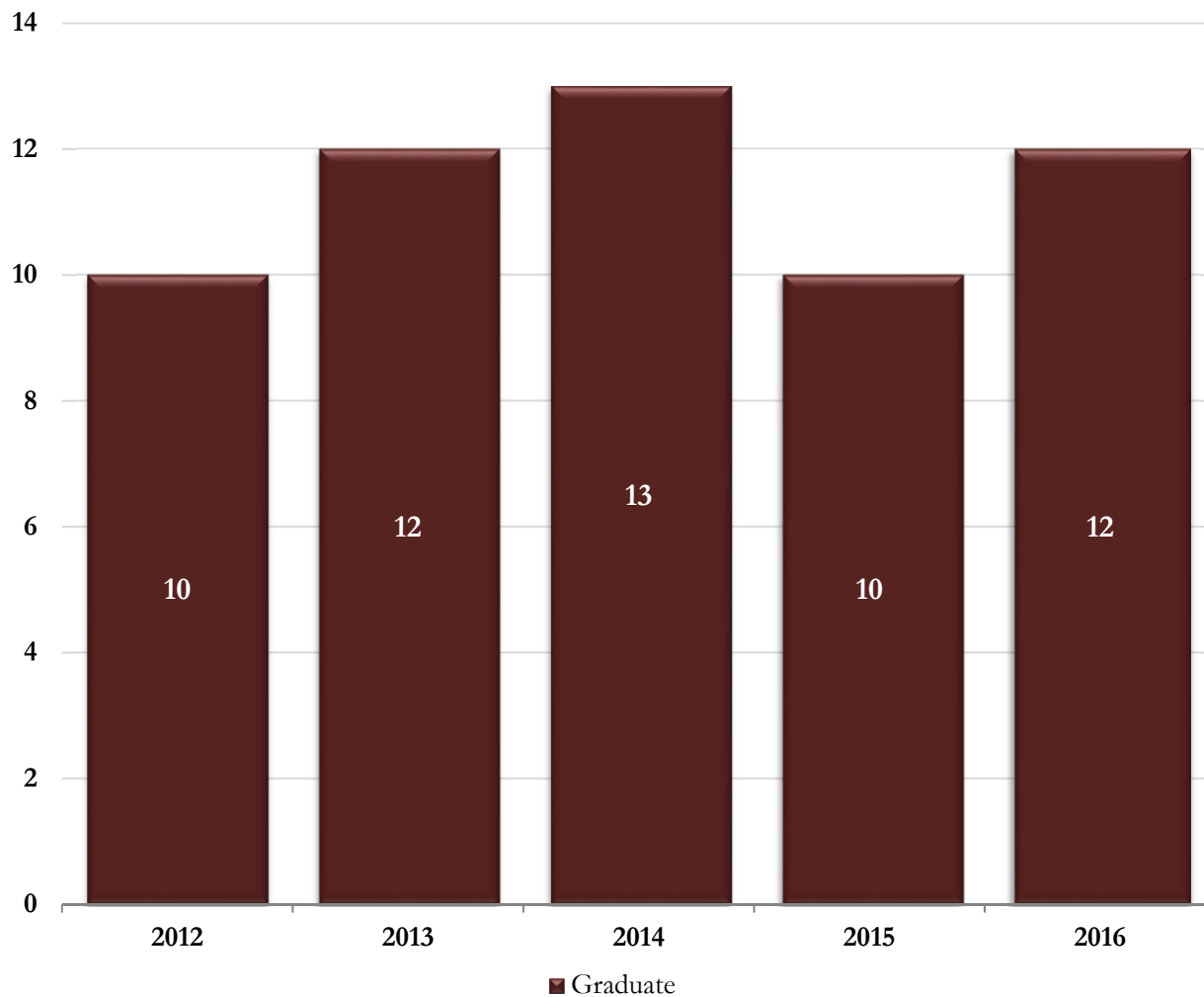
College of Arts and Sciences / Medicine
Program in Neuroscience
Enrollment by Fall Semester
Major Description: Neuroscience - Psychology



	Fall 2012	Fall 2013	Fall 2014	Fall 2015	Fall 2016
Neuroscience - Psychology					
Undergraduate	0	0	0	0	0
Graduate	21	19	22	22	16
Graduate - Masters	0	0	0	0	0
Graduate - Doctorate	21	19	22	22	16
Total for Major	21	19	22	22	16

Source: Fall Preliminary Student Instruction Files (SIFP)

College of Arts and Sciences / Medicine
Program in Neuroscience
Enrollment by Fall Semester
Major Description: Neuroscience - Biology



	Fall 2012	Fall 2013	Fall 2014	Fall 2015	Fall 2016
Neuroscience - Biology					
Undergraduate	0	0	0	0	0
Graduate	10	12	13	10	12
Graduate - Masters	0	0	0	0	0
Graduate - Doctorate	10	12	13	10	12
Total for Major	10	12	13	10	12

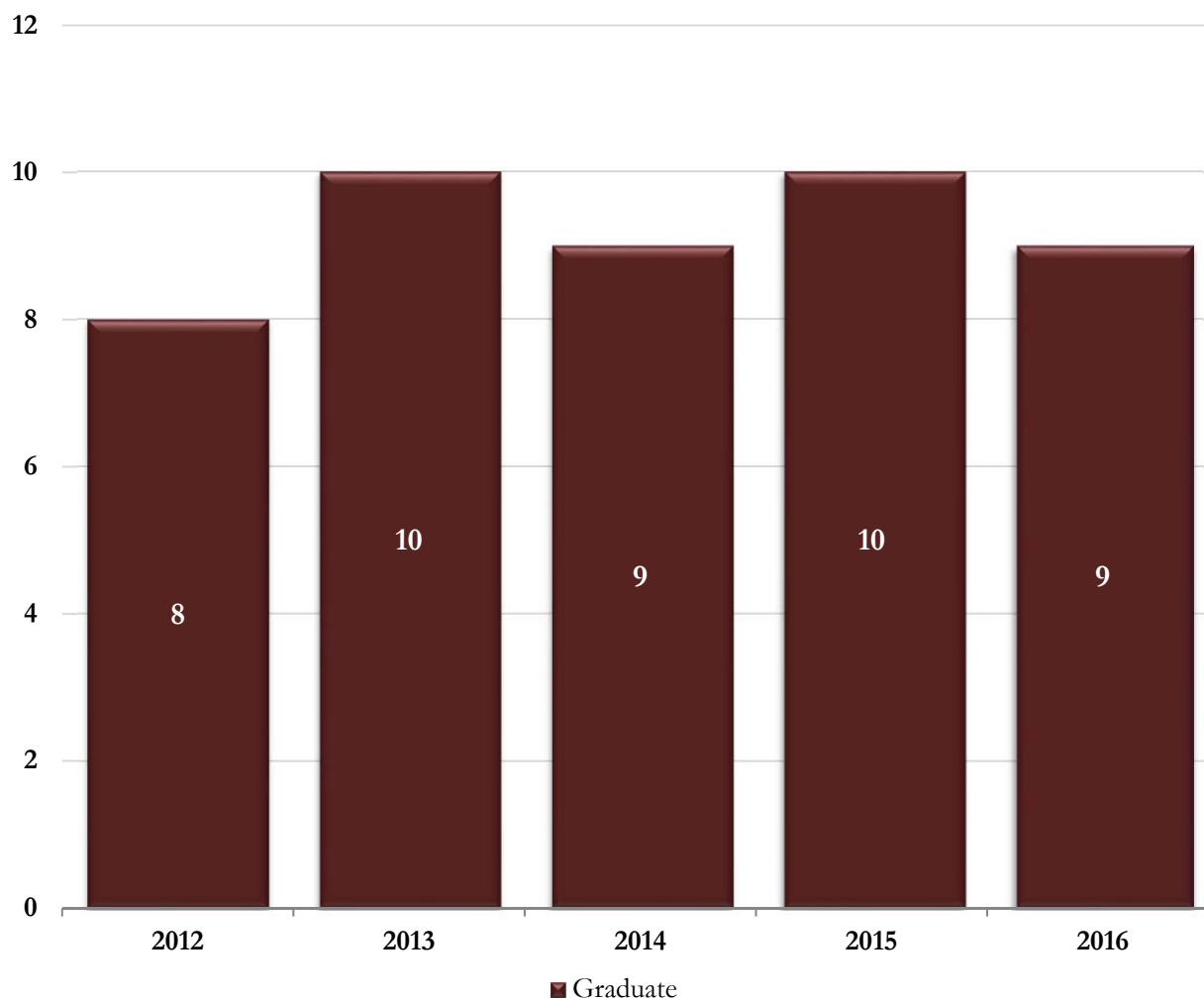
Source: Fall Preliminary Student Instruction Files (SIFP)

College of Arts and Sciences / Medicine

Program in Neuroscience

Enrollment by Fall Semester

Major Description: Neuroscience - Biomedical Science (BMS)



Neuroscience - Biomedical Science (BMS)	Fall 2012	Fall 2013	Fall 2014	Fall 2015	Fall 2016
Undergraduate	0	0	0	0	0
Graduate	8	10	9	10	9
Graduate - Masters	0	0	0	0	0
Graduate - Doctorate	8	10	9	10	9
Total for Major	8	10	9	10	9

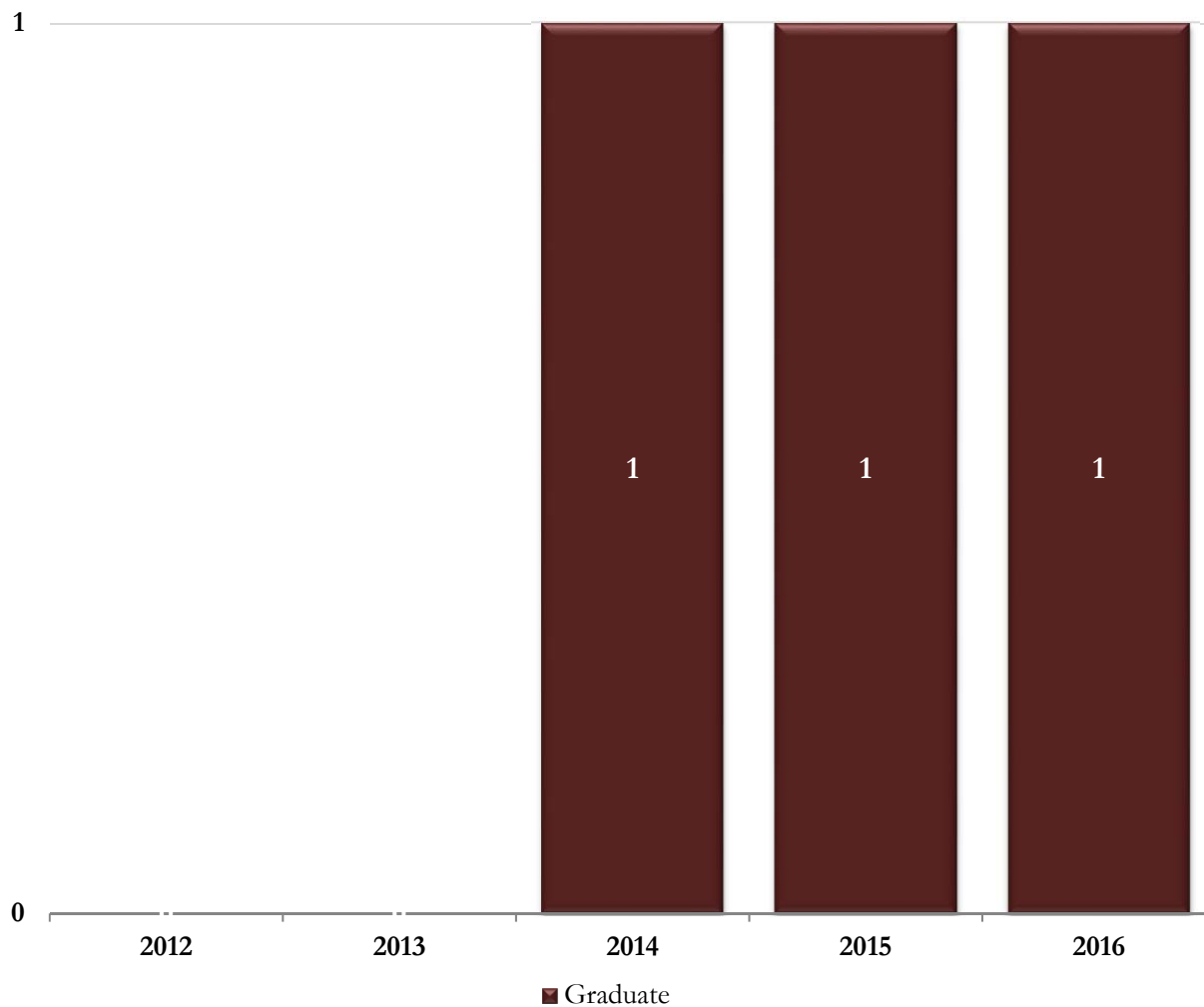
Source: Fall Preliminary Student Instruction Files (SIFP)

College of Arts and Sciences / Medicine

Program in Neuroscience

Enrollment by Fall Semester

Major Description: Neuroscience - Biomedical Science (BMS)



Neuroscience - Biomedical Science (BMS)	Fall 2012	Fall 2013	Fall 2014	Fall 2015	Fall 2016
Undergraduate	0	0	0	0	0
Graduate	0	0	1	1	1
Graduate - Masters	0	0	0	0	0
Graduate - Doctorate	0	0	1	1	1
Total for Major	0	0	1	1	1

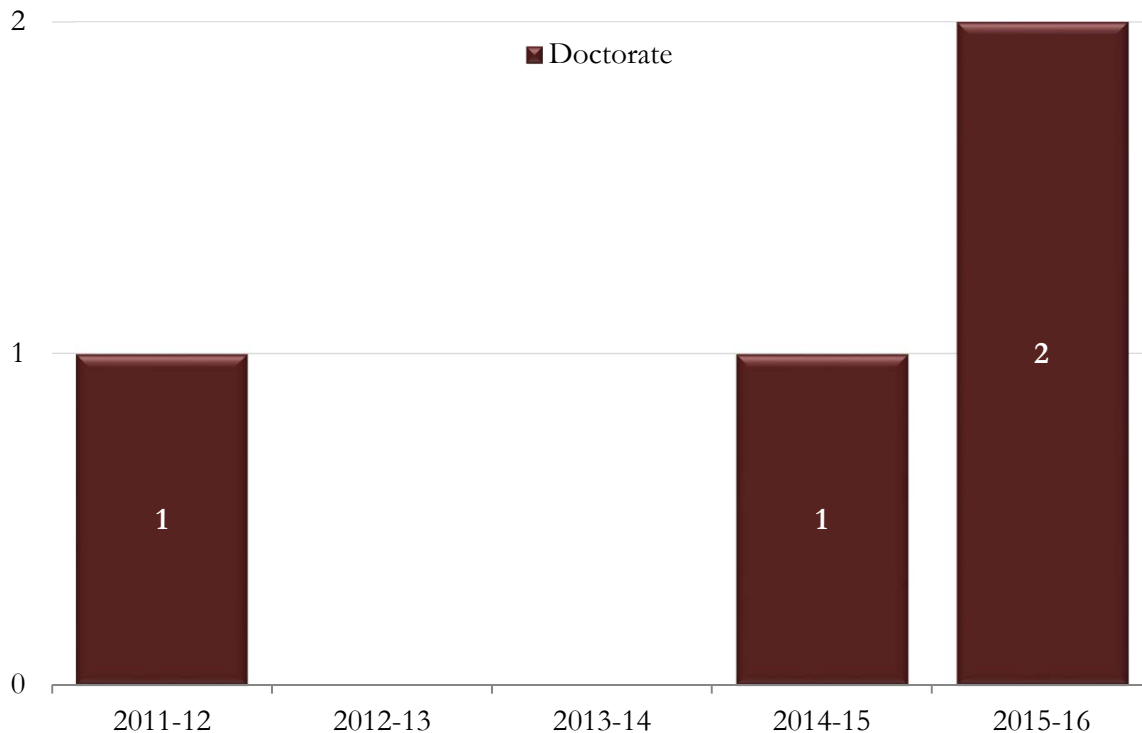
Source: Fall Preliminary Student Instruction Files (SIFP)

College of Arts and Sciences / Medicine

Program in Neuroscience

Degrees Awarded by Semester

CIP Code: 260102



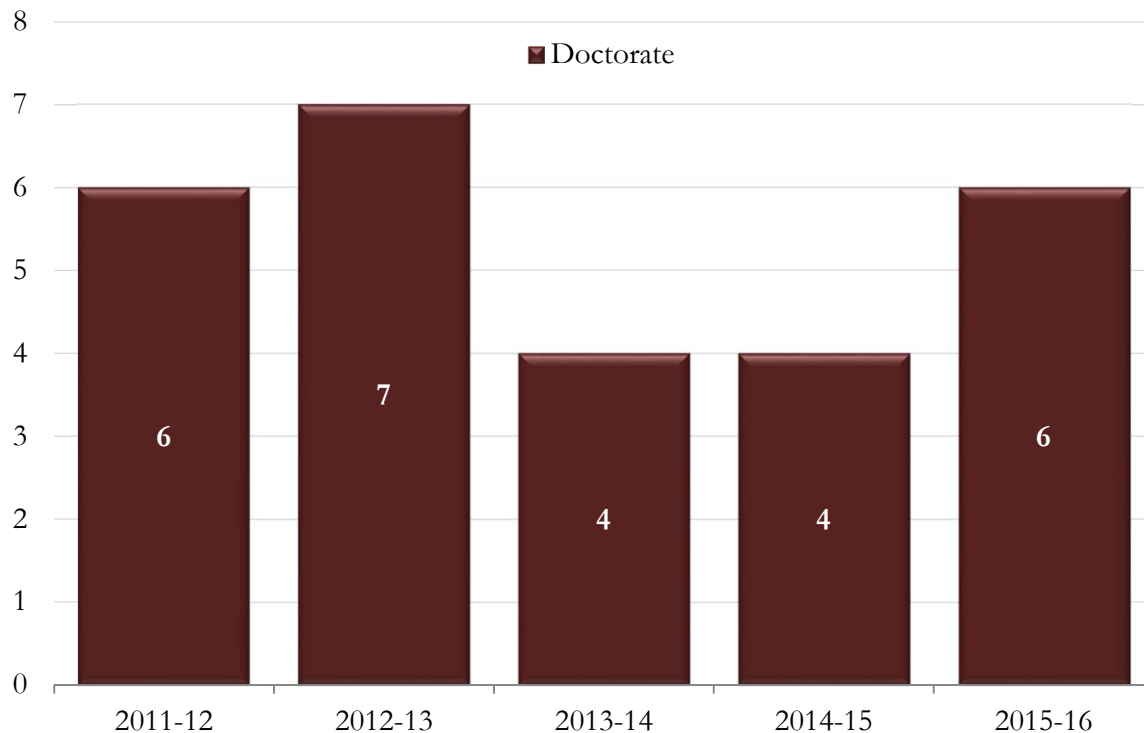
		Bachelors	Masters	Doctorate	Total
2011-12	Summer '11			1	1
	Fall '11			0	0
	Spring '12			0	0
2011-12	Total			1	1
2012-13	Summer '12			0	0
	Fall '12			0	0
	Spring '13			0	0
2012-13	Total			0	0
2013-14	Summer '13			0	0
	Fall '13			0	0
	Spring '14			0	0
2013-14	Total			0	0
2014-15	Summer '14			1	1
	Fall '14			0	0
	Spring '15			0	0
2014-15	Total			1	1
2015-16	Summer '15			1	1
	Fall '15			1	1
	Spring '16			0	0
2015-16	Total			2	2

College of Arts and Sciences / Medicine

Program in Neuroscience

Degrees Awarded by Semester

CIP Code: 261501



		Bachelors	Masters	Doctorate	Total
2011-12	Summer '11			1	1
	Fall '11			3	3
	Spring '12			2	2
2011-12	Total			6	6
2012-13	Summer '12			3	3
	Fall '12			3	3
	Spring '13			1	1
2012-13	Total			7	7
2013-14	Summer '13			0	0
	Fall '13			3	3
	Spring '14			1	1
2013-14	Total			4	4
2014-15	Summer '14			0	0
	Fall '14			3	3
	Spring '15			1	1
2014-15	Total			4	4
2015-16	Summer '15			1	1
	Fall '15			2	2
	Spring '16			3	3
2015-16	Total			6	6

College of Arts and Sciences / Medicine
Program in Neuroscience
Graduate Admissions

CIP: 261501*

CIP: 261501*			2011-12			2012-13			2013-14			2014-15			2015-16			2016-17		
Level	Gender	Citizenship	Applied	Accepted	Enrolled	Applied	Accepted	Enrolled	Applied	Accepted	Enrolled	Applied	Accepted	Enrolled	Applied	Accepted	Enrolled	Applied	Accepted	Enrolled
Doctorate	Female	Domestic	20	10	4	35	8	4	30	5	5	25	4	2	23	6	3	20	6	3
		International	7	1	1	16	1	1	12	1	0	5	3	2	11	1	0	9	1	1
	Male	Domestic	27	4	3	16	2	0	30	6	3	20	5	4	19	3	2	11	3	1
		International	5	1	0	6	1	1	10	0	0	10	1	0	3	0	0	5	0	0
Doctorate Total			59	16	8	73	12	6	82	12	8	60	13	8	56	10	5	45	10	5

*includes CIP code 260102 with Neuroscience plan/major code.

Note: Spring 2017 admissions data not included.

Source: Admissions Files

College of Arts and Sciences / Medicine
Program in Neuroscience
Graduate Admissions - Average GRE and College GPA

Enrolled New Graduate Students

CIP Code	Year	Number of GRE Scores	Quantitative Average	Verbal Average	Total Average	Number of GPAs	Average GPA
261501 (includes 260102 with Neuroscience plan/major code)	2011-12	8	664	510	1174	7	3.6
	2012-13*	4	154	160	314	6	3.6
	2013-14*	7	155	156	311	8	3.7
	2014-15*	7	155	154	310	8	3.4
	2015-16*	5	156	158	314	5	3.5
	2016-17*	5	151	154	306	5	3.7

*FSU began using GRE 2 scores in 2012-13. Some students took the GRE in a prior year, and are not included in the averages. For 2012-13, 2 students are excluded; 1 student in 2013-14; 1 student in 2014-15.

Note: Spring 2017 admissions data not included.

Source: Admissions Files