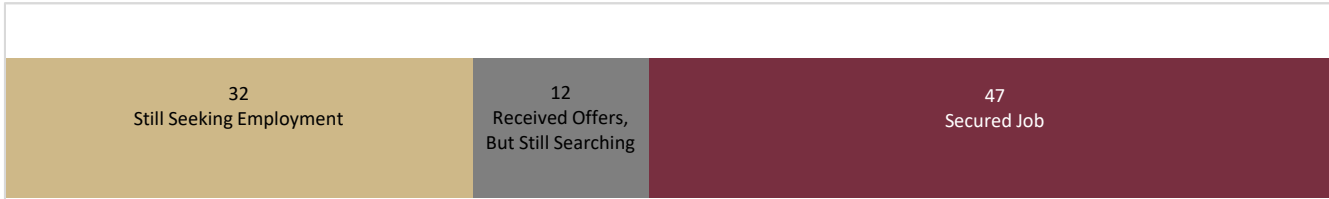


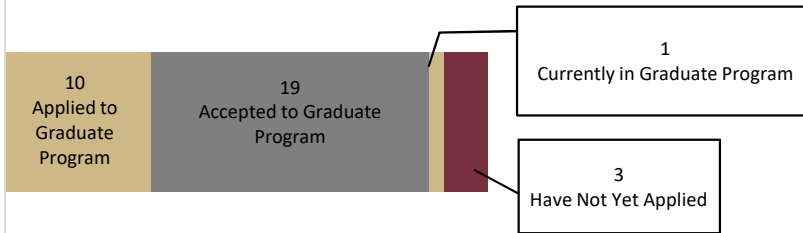
Table 4: Post-Graduation Placement of Undergraduate Students

POST-GRADUATION PLACEMENT: SPORT MANAGEMENT UNDERGRADUATES

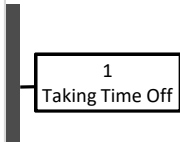
PRIMARY PLAN AFTER GRADUATION IS EMPLOYMENT:
72.22%



PRIMARY PLAN AFTER GRADUATION IS CONTINUING EDUCATION:
26.19%



OTHER PRIMARY PLAN AFTER GRADUATION:
1.59%



A. Primary Plan After Graduation: Employment

| Number total graduates | Number primary plan employment | Percent of total graduates | Number job offer | Percent of primary plan employment | Number secured job | Percent of primary plan employment | \$ salary: mean | \$ salary: median |
|------------------------|--------------------------------|----------------------------|------------------|------------------------------------|--------------------|------------------------------------|-----------------|-------------------|
| 126 | 91 | 72.22% | 59 | 64.84% | 47 | 51.65% | \$36,882.72 | \$32,250.00 |

B. Primary Plan After Graduation: Continuing Education

| Number total graduates | Number primary plan education | Percent of total graduates | Number applied to program | Percent of primary plan education | Number accepted into program | Percent of primary plan education | Number currently in program | Percent of primary plan education |
|------------------------|-------------------------------|----------------------------|---------------------------|-----------------------------------|------------------------------|-----------------------------------|-----------------------------|-----------------------------------|
| 126 | 33 | 26.19% | 29 | 87.88% | 19 | 57.58% | 1 | 3.03% |

C. Other Primary Plans After Graduation

| Number total graduates | Number primary plan taking time off | Percent of total graduates | Number primary plan volunteering | Percent of total graduates | Number primary plan military service | Percent of total graduates | Number primary plan starting a family | Percent of total graduates |
|------------------------|-------------------------------------|----------------------------|----------------------------------|----------------------------|--------------------------------------|----------------------------|---------------------------------------|----------------------------|
| 126 | 2 | 1.59% | 0 | 0.00% | 0 | 0.00% | 0 | 0.00% |

Source: Graduating Senior Survey of FSU Undergraduates, 2015-16