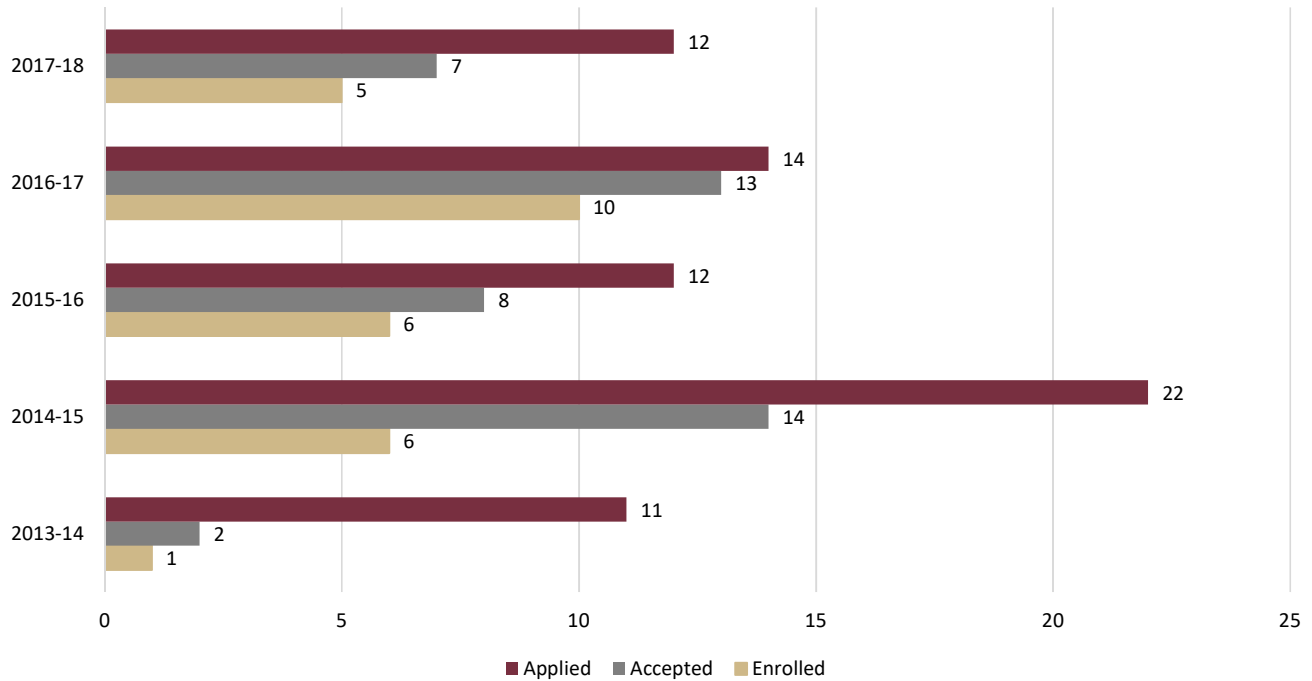


Table 8: Graduate Application / Enrollment Funnel - Masters Degree Level

Graduate Admissions - Masters Degree



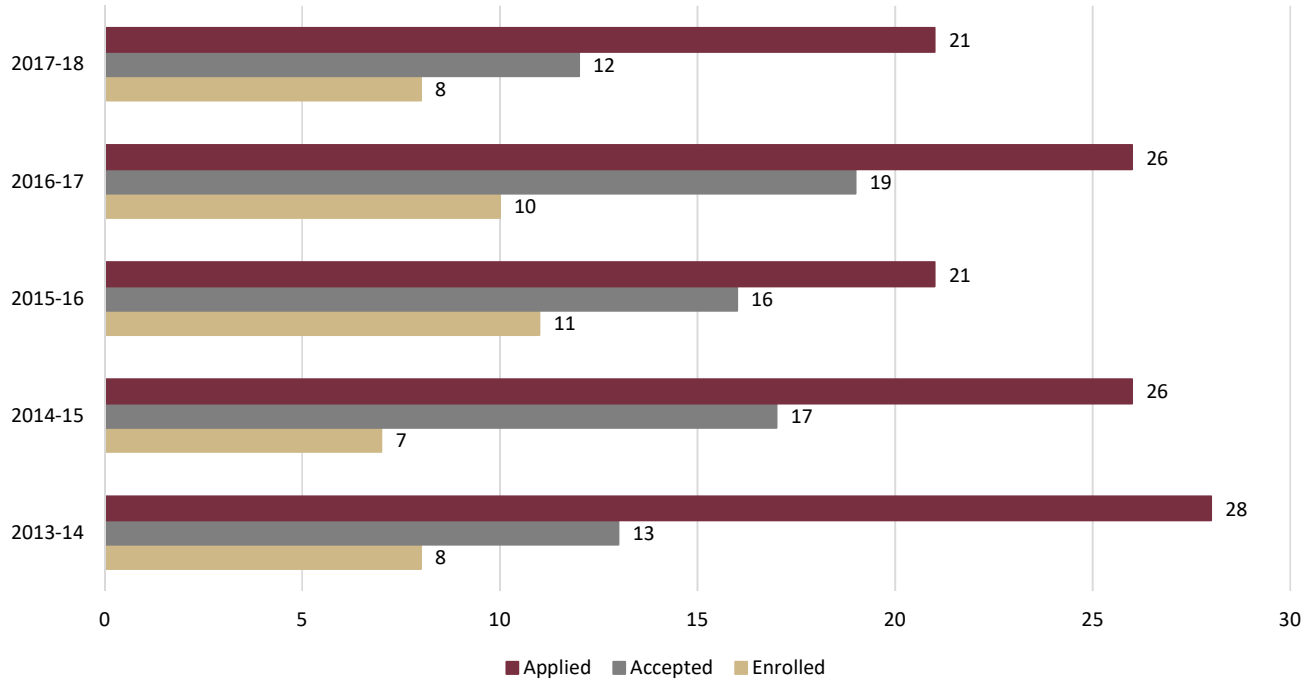
CIP: 380201

Gender	Race/Ethnicity	2013-14			2014-15			2015-16			2016-17			2017-18		
		Applied	Accepted	Enrolled	Applied	Accepted	Enrolled	Applied	Accepted	Enrolled	Applied	Accepted	Enrolled	Applied	Accepted	Enrolled
Female	Nonresident Alien	0	0	0	0	0	0	1	0	0	1	0	0	1	1	1
	Hispanic/Latino	0	0	0	1	0	0	1	1	1	0	0	0	0	0	0
	American Indian/Alaska Native	0	0	0	0	0	0	0	0	0	1	1	0	0	0	0
	Asian	0	0	0	0	0	0	0	0	0	0	0	0	0	0	0
	Black	0	0	0	0	0	0	0	0	0	0	0	0	1	0	0
	Native Hawaiian/Other Pacific Islander	0	0	0	0	0	0	0	0	0	0	0	0	0	0	0
	White	3	1	0	8	6	1	2	2	1	6	6	5	4	3	1
	Two or More Races	1	1	1	0	0	0	0	0	0	0	0	0	0	0	0
Race and Ethnicity Unknown	0	0	0	1	1	0	0	0	0	0	0	0	0	0	0	
<b>Female Total</b>		<b>4</b>	<b>2</b>	<b>1</b>	<b>10</b>	<b>7</b>	<b>1</b>	<b>4</b>	<b>3</b>	<b>2</b>	<b>8</b>	<b>7</b>	<b>5</b>	<b>6</b>	<b>4</b>	<b>2</b>
Male	Nonresident Alien	0	0	0	0	0	0	0	0	0	0	0	0	0	0	0
	Hispanic/Latino	2	0	0	1	1	0	0	0	0	0	0	0	1	0	0
	American Indian/Alaska Native	0	0	0	0	0	0	0	0	0	0	0	0	0	0	0
	Asian	0	0	0	1	0	0	0	0	0	0	0	0	0	0	0
	Black	0	0	0	0	0	0	0	0	0	0	0	0	0	0	0
	Native Hawaiian/Other Pacific Islander	0	0	0	0	0	0	0	0	0	0	0	0	0	0	0
	White	5	0	0	10	6	5	7	4	3	5	5	4	5	3	3
	Two or More Races	0	0	0	0	0	0	0	0	0	1	1	1	0	0	0
Race and Ethnicity Unknown	0	0	0	0	0	0	1	1	1	0	0	0	0	0	0	
<b>Male Total</b>		<b>7</b>	<b>0</b>	<b>0</b>	<b>12</b>	<b>7</b>	<b>5</b>	<b>8</b>	<b>5</b>	<b>4</b>	<b>6</b>	<b>6</b>	<b>5</b>	<b>6</b>	<b>3</b>	<b>3</b>
<b>Master's Total</b>		<b>11</b>	<b>2</b>	<b>1</b>	<b>22</b>	<b>14</b>	<b>6</b>	<b>12</b>	<b>8</b>	<b>6</b>	<b>14</b>	<b>13</b>	<b>10</b>	<b>12</b>	<b>7</b>	<b>5</b>

Source: Admissions Files

Table 8: Graduate Application / Enrollment Funnel - Doctoral Degree Level

Graduate Admissions - Doctoral Degree



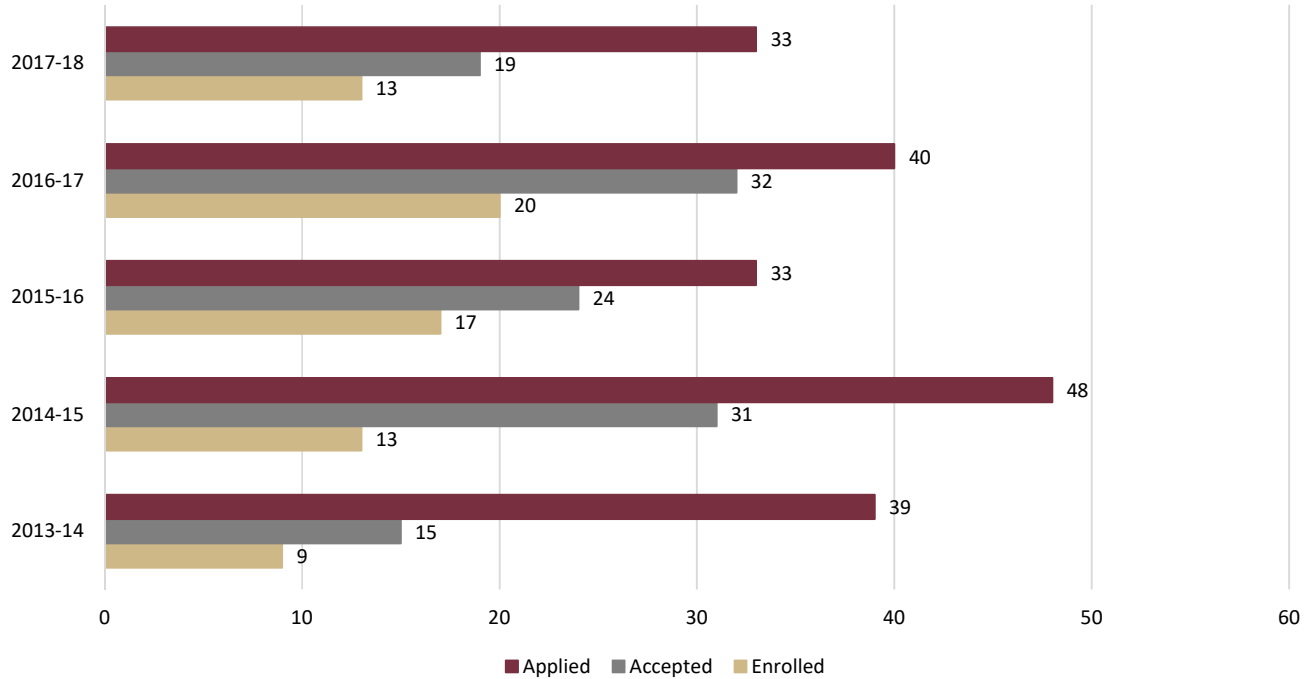
CIP: 380201

Gender	Race/Ethnicity	2013-14			2014-15			2015-16			2016-17			2017-18		
		Applied	Accepted	Enrolled	Applied	Accepted	Enrolled	Applied	Accepted	Enrolled	Applied	Accepted	Enrolled	Applied	Accepted	Enrolled
Female	Nonresident Alien	4	1	1	0	0	0	1	0	0	2	2	0	3	1	0
	Hispanic/Latino	0	0	0	0	0	0	0	0	0	2	1	1	0	0	0
	American Indian/Alaska Native	0	0	0	0	0	0	0	0	0	0	0	0	0	0	0
	Asian	0	0	0	0	0	0	0	0	0	0	0	0	0	0	0
	Black	1	0	0	0	0	0	0	0	0	0	0	0	0	0	0
	Native Hawaiian/Other Pacific Islander	0	0	0	0	0	0	0	0	0	0	0	0	0	0	0
	White	1	1	0	3	3	1	2	1	1	3	2	1	4	2	1
	Two or More Races	0	0	0	0	0	0	0	0	0	2	2	1	0	0	0
	Race and Ethnicity Unknown	1	1	1	0	0	0	0	0	0	1	0	0	1	1	1
<b>Female Total</b>	<b>7</b>	<b>3</b>	<b>2</b>	<b>3</b>	<b>3</b>	<b>1</b>	<b>3</b>	<b>1</b>	<b>1</b>	<b>10</b>	<b>7</b>	<b>3</b>	<b>8</b>	<b>4</b>	<b>2</b>	
Male	Nonresident Alien	4	1	1	1	0	0	0	0	0	0	0	0	0	0	0
	Hispanic/Latino	0	0	0	0	0	0	2	2	2	1	1	0	1	1	0
	American Indian/Alaska Native	1	0	0	0	0	0	0	0	0	0	0	0	0	0	0
	Asian	1	1	0	1	0	0	1	1	0	1	1	0	2	2	1
	Black	1	0	0	0	0	0	0	0	0	0	0	0	0	0	0
	Native Hawaiian/Other Pacific Islander	0	0	0	0	0	0	0	0	0	0	0	0	0	0	0
	White	11	6	4	16	13	6	14	11	8	13	9	7	9	5	5
	Two or More Races	1	1	1	1	0	0	0	0	0	0	0	0	0	0	0
	Race and Ethnicity Unknown	2	1	0	4	1	0	1	1	0	1	1	0	1	0	0
<b>Male Total</b>	<b>21</b>	<b>10</b>	<b>6</b>	<b>23</b>	<b>14</b>	<b>6</b>	<b>18</b>	<b>15</b>	<b>10</b>	<b>16</b>	<b>12</b>	<b>7</b>	<b>13</b>	<b>8</b>	<b>6</b>	
<b>Doctorate Total</b>	<b>28</b>	<b>13</b>	<b>8</b>	<b>26</b>	<b>17</b>	<b>7</b>	<b>21</b>	<b>16</b>	<b>11</b>	<b>26</b>	<b>19</b>	<b>10</b>	<b>21</b>	<b>12</b>	<b>8</b>	

Source: Admissions Files

Table 8: Graduate Application / Enrollment Funnel - Masters and Doctoral Degree Levels

Graduate Admissions - Masters and Doctoral Degree



CIP: 380201

Gender	Race/Ethnicity	2013-14			2014-15			2015-16			2016-17			2017-18		
		Applied	Accepted	Enrolled	Applied	Accepted	Enrolled	Applied	Accepted	Enrolled	Applied	Accepted	Enrolled	Applied	Accepted	Enrolled
Female	Nonresident Alien	4	1	1	0	0	0	2	0	0	3	2	0	4	2	1
	Hispanic/Latino	0	0	0	1	0	0	1	1	1	2	1	1	0	0	0
	American Indian/Alaska Native	0	0	0	0	0	0	0	0	0	1	1	0	0	0	0
	Asian	0	0	0	0	0	0	0	0	0	0	0	0	0	0	0
	Black	1	0	0	0	0	0	0	0	0	0	0	0	1	0	0
	Native Hawaiian/Other Pacific Islander	0	0	0	0	0	0	0	0	0	0	0	0	0	0	0
	White	4	2	0	11	9	2	4	3	2	9	8	6	8	5	2
	Two or More Races	1	1	1	0	0	0	0	0	0	2	2	1	0	0	0
Race and Ethnicity Unknown	1	1	1	1	1	0	0	0	0	1	0	0	1	1	1	
<b>Female Total</b>		<b>11</b>	<b>5</b>	<b>3</b>	<b>13</b>	<b>10</b>	<b>2</b>	<b>7</b>	<b>4</b>	<b>3</b>	<b>18</b>	<b>14</b>	<b>8</b>	<b>14</b>	<b>8</b>	<b>4</b>
Male	Nonresident Alien	4	1	1	1	0	0	0	0	0	0	0	0	0	0	0
	Hispanic/Latino	2	0	0	1	1	0	2	2	2	1	1	0	2	1	0
	American Indian/Alaska Native	1	0	0	0	0	0	0	0	0	0	0	0	0	0	0
	Asian	1	1	0	2	0	0	1	1	0	1	1	0	2	2	1
	Black	1	0	0	0	0	0	0	0	0	0	0	0	0	0	0
	Native Hawaiian/Other Pacific Islander	0	0	0	0	0	0	0	0	0	0	0	0	0	0	0
	White	16	6	4	26	19	11	21	15	11	18	14	11	14	8	8
	Two or More Races	1	1	1	1	0	0	0	0	0	1	1	1	0	0	0
Race and Ethnicity Unknown	2	1	0	4	1	0	2	2	1	1	1	0	1	0	0	
<b>Male Total</b>	<b>28</b>	<b>10</b>	<b>6</b>	<b>35</b>	<b>21</b>	<b>11</b>	<b>26</b>	<b>20</b>	<b>14</b>	<b>22</b>	<b>18</b>	<b>12</b>	<b>19</b>	<b>11</b>	<b>9</b>	
<b>Grand Total</b>	<b>39</b>	<b>15</b>	<b>9</b>	<b>48</b>	<b>31</b>	<b>13</b>	<b>33</b>	<b>24</b>	<b>17</b>	<b>40</b>	<b>32</b>	<b>20</b>	<b>33</b>	<b>19</b>	<b>13</b>	

Source: Admissions Files