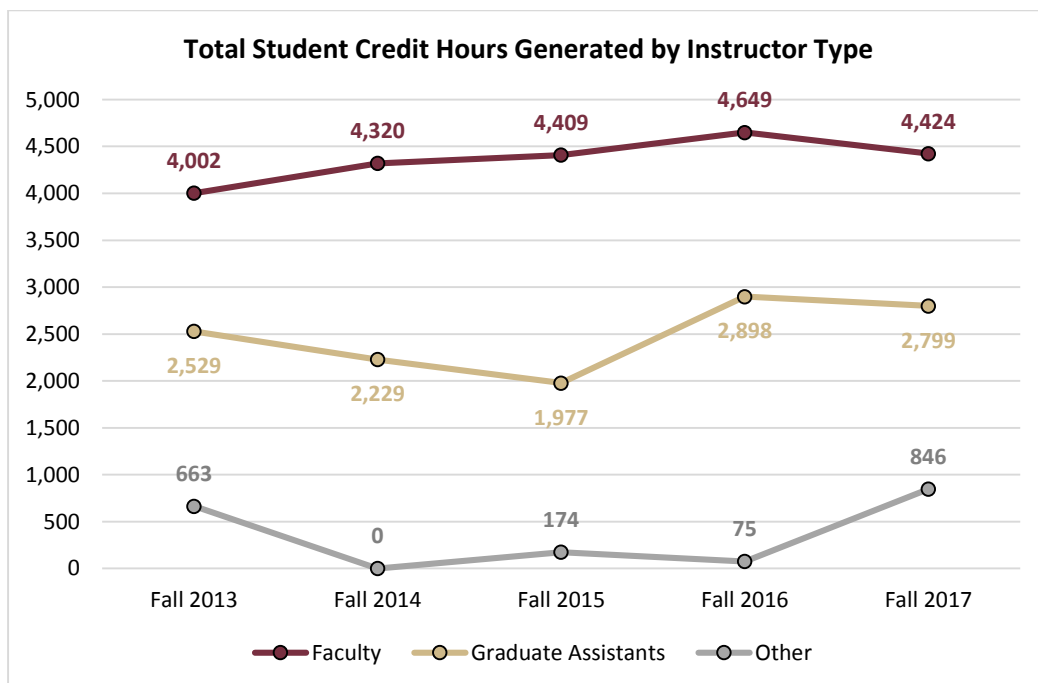


College of Arts & Sciences
 Department of Classics | Classics Program
 Table 7: Credit Hours by Instructor Type

Instructor Type	Fall 2013	Fall 2014	Fall 2015	Fall 2016	Fall 2017
Faculty	4,002	4,320	4,409	4,649	4,424
Undergraduate SCH	3660	3964	3990	4339	4083
Graduate SCH	342	356	419	310	341
Graduate Assistants	2,529	2,229	1,977	2,898	2,799
Undergraduate SCH	2529	2229	1977	2898	2799
Graduate SCH	0	0	0	0	0
Other	663	0	174	75	846
Undergraduate SCH	663	0	174	42	828
Graduate SCH	0	0	0	33	18
Total	7,194	6,549	6,560	7,622	8,069
Undergraduate SCH	6,852	6,193	6,141	7,279	7,710
Graduate SCH	342	356	419	343	359



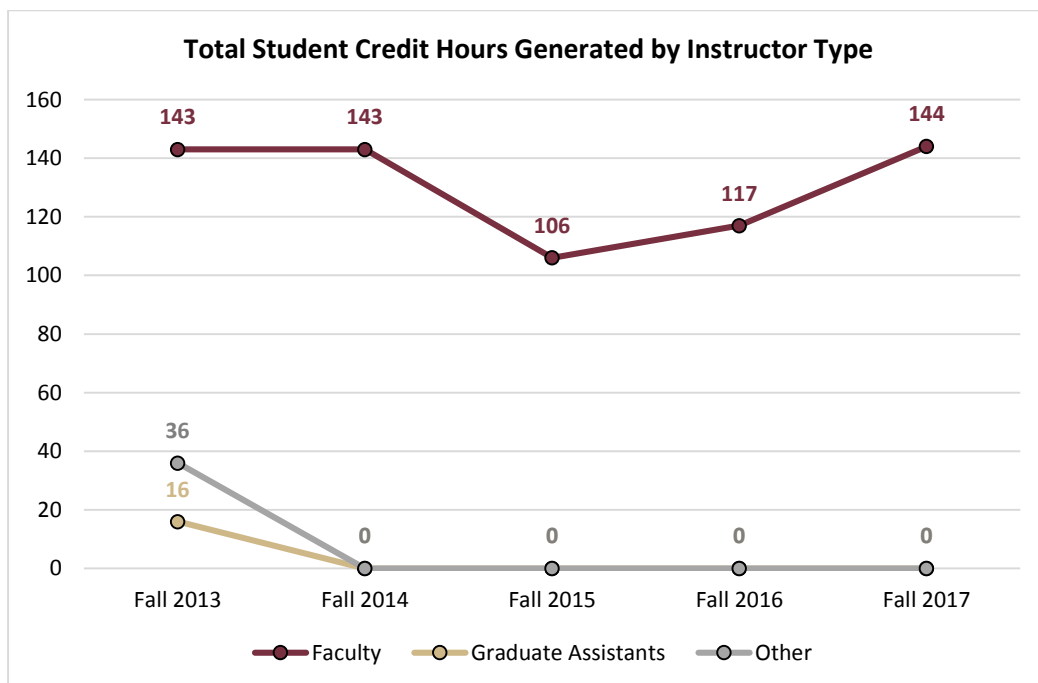
Source: Instructional Research Data Files

“Other” includes adjunct faculty, post docs, staff, and overload appointments.

The data represented in Table 7 reflect the credit hours generated by instructor type for courses classified with department number 076000.

College of Arts & Sciences
 Department of Classics | Greek Program
 Table 7: Credit Hours by Instructor Type

Instructor Type	Fall 2013	Fall 2014	Fall 2015	Fall 2016	Fall 2017
Faculty	143	143	106	117	144
Undergraduate SCH	71	74	61	56	63
Graduate SCH	72	69	45	61	81
Graduate Assistants	16	0	0	0	0
Undergraduate SCH	16	0	0	0	0
Graduate SCH	0	0	0	0	0
Other	36	0	0	0	0
Undergraduate SCH	36	0	0	0	0
Graduate SCH	0	0	0	0	0
Total	195	143	106	117	144
Undergraduate SCH	123	74	61	56	63
Graduate SCH	72	69	45	61	81



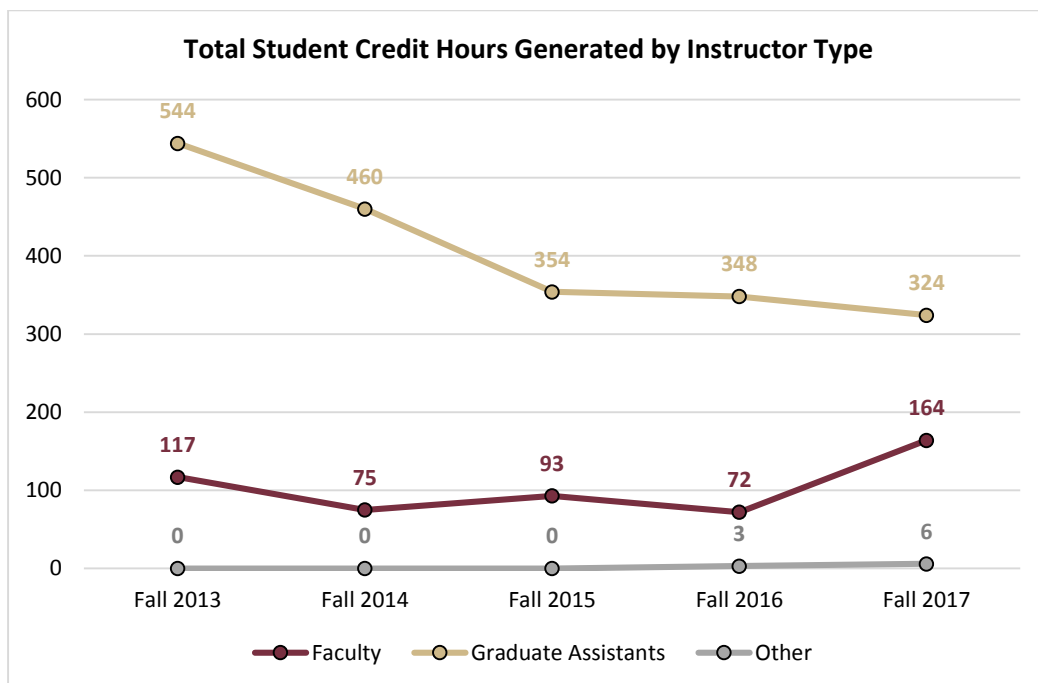
Source: Instructional Research Data Files

“Other” includes adjunct faculty, post docs, staff, and overload appointments.

The data represented in Table 7 reflect the credit hours generated by instructor type for courses classified with department number 076000 and the course prefixes of GRE and GRW.

College of Arts & Sciences
 Department of Classics | Latin Program
 Table 7: Credit Hours by Instructor Type

Instructor Type	Fall 2013	Fall 2014	Fall 2015	Fall 2016	Fall 2017
Faculty	117	75	93	72	164
Undergraduate SCH	39	24	9	6	92
Graduate SCH	78	51	84	66	72
Graduate Assistants	544	460	354	348	324
Undergraduate SCH	544	460	354	348	324
Graduate SCH	0	0	0	0	0
Other	0	0	0	3	6
Undergraduate SCH	0	0	0	3	6
Graduate SCH	0	0	0	0	0
Total	661	535	447	423	494
Undergraduate SCH	583	484	363	357	422
Graduate SCH	78	51	84	66	72



Source: Instructional Research Data Files

“Other” includes adjunct faculty, post docs, staff, and overload appointments.

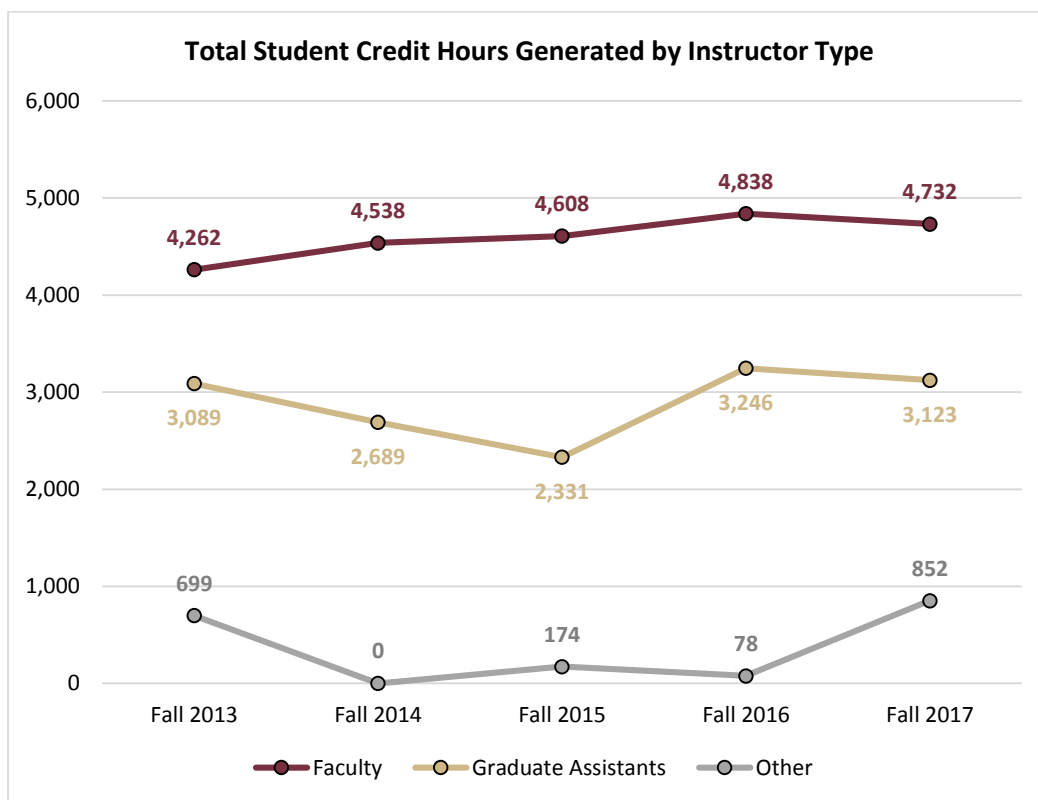
The data represented in Table 7 reflect the credit hours generated by instructor type for courses classified with department number 076000 and the course prefixes of LAT and LNW.

College of Arts & Sciences

Department of Classics | Classics, Latin, & Greek Programs Combined

Table 7: Credit Hours by Instructor Type

Instructor Type	Fall 2013	Fall 2014	Fall 2015	Fall 2016	Fall 2017
Faculty	4,262	4,538	4,608	4,838	4,732
Undergraduate SCH	3,770	4,062	4,060	4,401	4,295
Graduate SCH	492	476	548	437	437
Graduate Assistants	3,089	2,689	2,331	3,246	3,123
Undergraduate SCH	3,089	2,689	2,331	3,246	3,123
Graduate SCH	0	0	0	0	0
Other	699	0	174	78	852
Undergraduate SCH	699	0	174	45	834
Graduate SCH	0	0	0	33	18
Total	8,050	7,227	7,113	8,162	8,707
Undergraduate SCH	7,558	6,751	6,565	7,692	8,252
Graduate SCH	492	476	548	470	455



Source: Instructional Research Data Files

“Other” includes adjunct faculty, post docs, staff, and overload appointments.

The data represented in Table 7 reflect the credit hours generated by instructor type for courses classified with department number 076000.