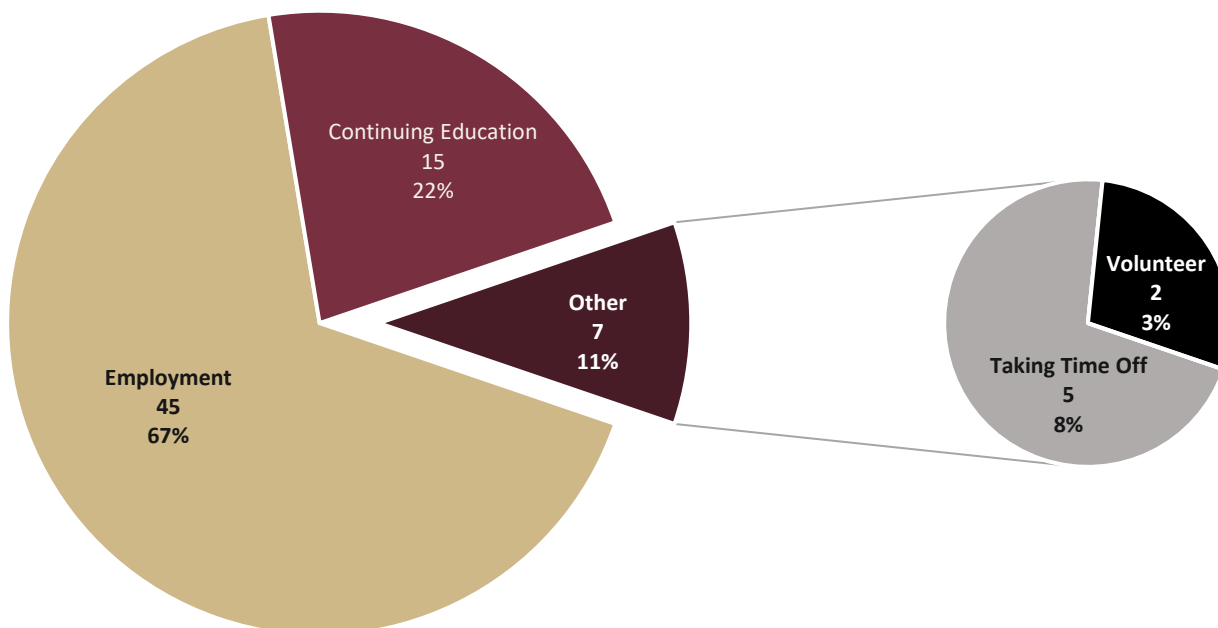
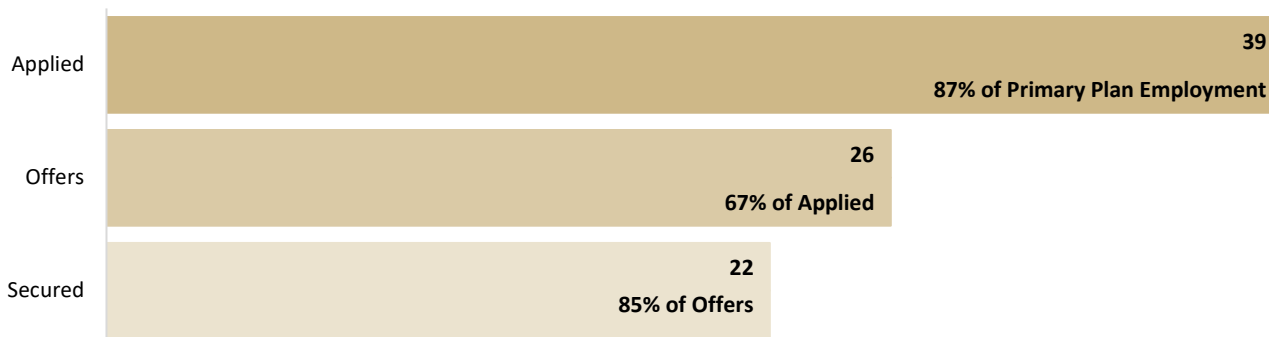


A. Primary Post-Graduation Plan (n=67)



B. Employment Outcomes



C. Reported Salary Information

Number of Reported Salaries	Salary Mean	Salary Median
19	\$29,125	\$26,000

D. Education Outcomes

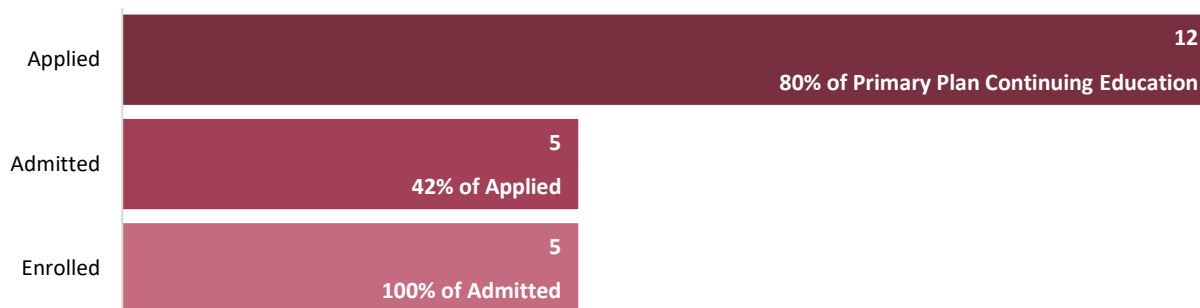


Table 4: Post-Graduation Outcomes of Undergraduate Students

E. Experiential Learning Opportunity

Experiential Learning Opportunity	Number of Students	Percent of Total
Participated in At Least One Experiential Learning Opportunity	37	55.2%
Internship	27	40.3%
Leadership	13	19.4%
Fieldwork	10	14.9%
Student Teaching	2	3.0%
Fellowship	2	3.0%
Practica	1	1.5%
Clinical	2	3.0%
Apprenticeship	0	0.0%
Cooperative Education	1	1.5%
Other Experiential Learning Opportunity	8	11.9%
Distinct Number of Respondents	67	

F. Internships

Internship Sequence	Number of Internships	Internships that Earned Credit
1	28	11
2	16	3
3	3	0
4	2	0
5	2	0
Total	51	14

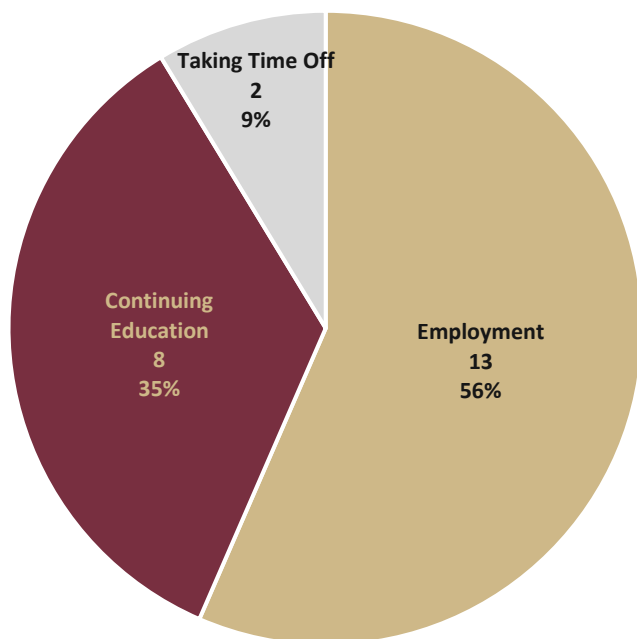
G. Research / Formal Creative Projects / Academic Endeavors

Worked on Research with Faculty member / Research Mentor	Total
Worked on a creative project as part of a course assignment	6
Worked on independent research project with the supervision of a faculty member / research mentor	6
Worked with faculty member / research mentor as a research / creative assistant	7
Worked on Formal Creative Project with Faculty member / Research Mentor	Total
Worked on a creative project as part of a course assignment	0
Worked on independent research project with the supervision of a faculty member / research mentor	2
Worked with faculty member / research mentor as a research / creative assistant	1
Honors	Total
Completed a Directed Individual Study (DIS) or Honors Thesis	11
Participated in the Honors Program	7

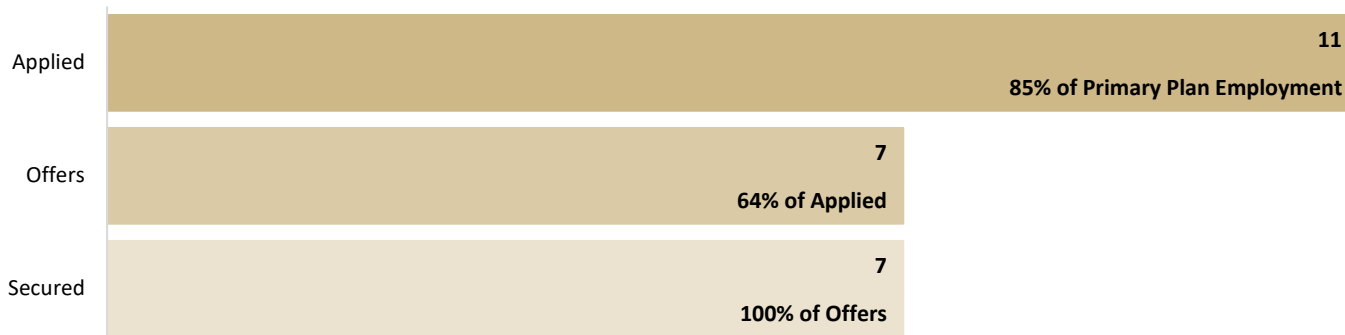
H. Overall Experience

Overall Experience (Ranked on Scale of 1-7)	Number of Responses	Average Score	University Average
What extent has FSU experience contributed to written communication proficiency?	66	5.2	5.5
What extent has FSU experience contributed to computer proficiency?	66	4.8	5.0
What extent has FSU experience contributed to public speaking proficiency?	66	4.9	5.3
Overall, how would you rate your satisfaction with your FSU experience?	66	5.9	6.3

A. Primary Post-Graduation Plan (n=23)



B. Employment Outcomes



C. Reported Salary Information

Number of Reported Salaries	Salary Mean	Salary Median
5	\$30,700	\$28,500

D. Education Outcomes



Table 4: Post-Graduation Outcomes of Undergraduate Students

E. Experiential Learning Opportunity

	Number of Students	Percent of Total
Experiential Learning Opportunity		
Participated in At Least One Experiential Learning Opportunity	12	52.2%
Internship	7	30.4%
Leadership	4	17.4%
Fieldwork	3	13.0%
Student Teaching	0	0.0%
Fellowship	2	8.7%
Practica	0	0.0%
Clinical	0	0.0%
Apprenticeship	0	0.0%
Cooperative Education	1	4.3%
Other Experiential Learning Opportunity	2	8.7%
Distinct Number of Respondents	23	

F. Internships

Internship Sequence	Number of Internships	Internships that Earned Credit
1	7	3
2	3	2
3	1	1
Total	11	6

G. Research / Formal Creative Projects / Academic Endeavors

Worked on Research with Faculty member / Research Mentor	Total
Worked on a creative project as part of a course assignment	2
Worked on independent research project with the supervision of a faculty member / research mentor	3
Worked with faculty member / research mentor as a research / creative assistant	2
Worked on Formal Creative Project with Faculty member / Research Mentor	Total
Worked on a creative project as part of a course assignment	1
Worked on independent research project with the supervision of a faculty member / research mentor	0
Worked with faculty member / research mentor as a research / creative assistant	0
Honors	Total
Completed a Directed Individual Study (DIS) or Honors Thesis	2
Participated in the Honors Program	0

H. Overall Experience

Overall Experience (Ranked on Scale of 1-7)	Number of Responses	Average Score	University Average
What extent has FSU experience contributed to written communication proficiency?	21	5.5	5.5
What extent has FSU experience contributed to computer proficiency?	21	4.7	5.0
What extent has FSU experience contributed to public speaking proficiency?	21	4.7	5.3
Overall, how would you rate your satisfaction with your FSU experience?	21	6.3	6.3