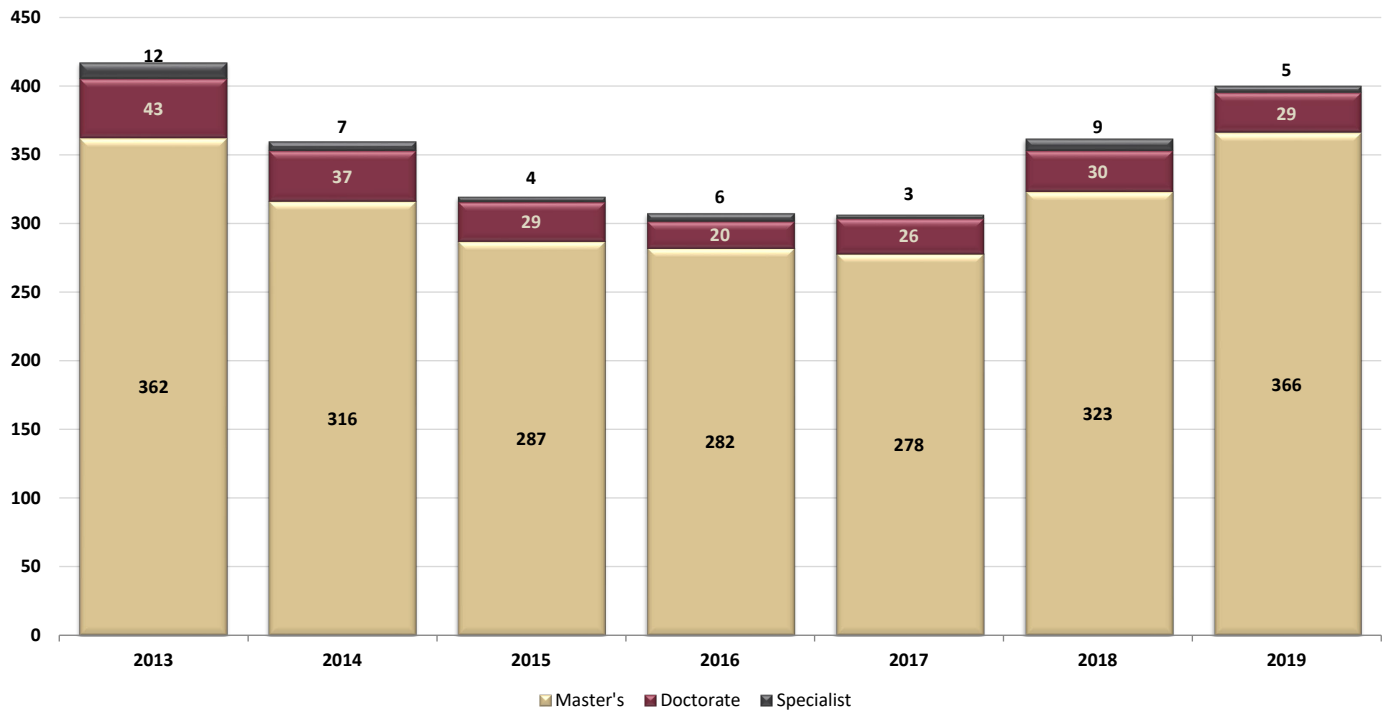


College of Communication & Information  
 School of Information  
 Table 9: Graduate Program Enrollment Trends



Graduate Headcount Enrollment by Degree Level Sought

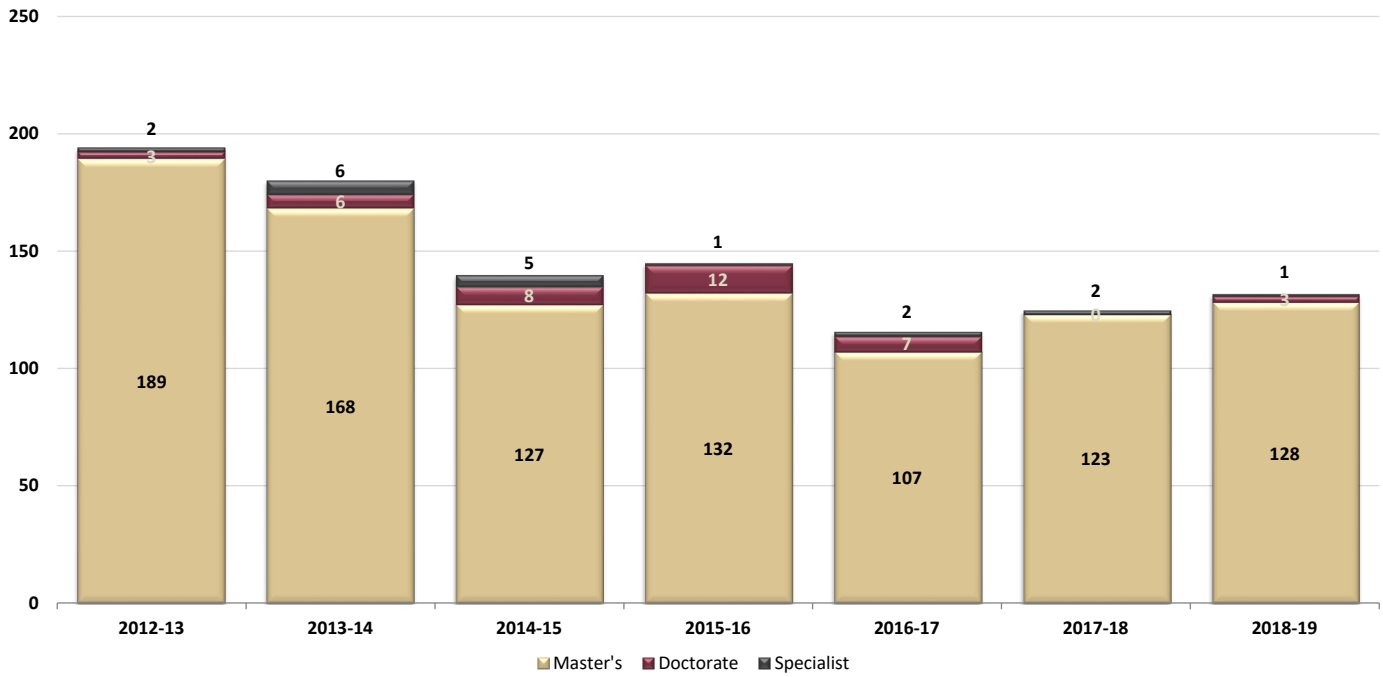
| Gender                    | Race/Ethnicity                      | Fall 2013  |           |           | Fall 2014  |          |           | Fall 2015  |          |           | Fall 2016  |          |           | Fall 2017  |          |           | Fall 2018  |          |           | Fall 2019  |          |           |
|---------------------------|-------------------------------------|------------|-----------|-----------|------------|----------|-----------|------------|----------|-----------|------------|----------|-----------|------------|----------|-----------|------------|----------|-----------|------------|----------|-----------|
|                           |                                     | M          | S         | D         | M          | S        | D         | M          | S        | D         | M          | S        | D         | M          | S        | D         | M          | S        | D         | M          | S        | D         |
| Female                    | American Indian/Native Alaskan      | 0          | 0         | 0         | 0          | 0        | 0         | 0          | 0        | 0         | 0          | 0        | 0         | 0          | 0        | 0         | 0          | 0        | 0         | 0          | 0        | 0         |
|                           | Asian                               | 7          | 0         | 1         | 3          | 0        | 1         | 3          | 0        | 2         | 6          | 0        | 0         | 6          | 0        | 1         | 6          | 1        | 1         | 8          | 0        | 1         |
|                           | Black                               | 29         | 1         | 4         | 20         | 1        | 4         | 19         | 1        | 4         | 19         | 1        | 4         | 18         | 1        | 4         | 20         | 3        | 2         | 24         | 0        | 2         |
|                           | Hispanic                            | 18         | 2         | 2         | 24         | 0        | 1         | 27         | 1        | 1         | 30         | 1        | 1         | 34         | 0        | 0         | 30         | 0        | 0         | 39         | 0        | 0         |
|                           | Native Hawaiian or Pacific Islander | 0          | 0         | 0         | 0          | 0        | 0         | 0          | 0        | 0         | 0          | 0        | 0         | 0          | 0        | 0         | 0          | 0        | 0         | 0          | 0        | 0         |
|                           | White                               | 206        | 7         | 16        | 172        | 5        | 14        | 150        | 1        | 10        | 143        | 3        | 4         | 128        | 2        | 4         | 133        | 0        | 5         | 143        | 0        | 6         |
|                           | Non-Resident Alien                  | 2          | 0         | 7         | 2          | 0        | 6         | 1          | 0        | 5         | 1          | 0        | 3         | 2          | 0        | 6         | 5          | 0        | 8         | 11         | 0        | 7         |
|                           | Two or More Races                   | 7          | 1         | 0         | 3          | 0        | 1         | 1          | 0        | 1         | 3          | 0        | 1         | 7          | 0        | 1         | 12         | 0        | 1         | 11         | 0        | 0         |
|                           | Not Reported                        | 6          | 0         | 0         | 8          | 0        | 0         | 8          | 1        | 0         | 7          | 1        | 0         | 7          | 0        | 0         | 6          | 0        | 0         | 4          | 0        | 0         |
| <b>Female Total</b>       |                                     | <b>275</b> | <b>11</b> | <b>30</b> | <b>232</b> | <b>6</b> | <b>27</b> | <b>209</b> | <b>4</b> | <b>23</b> | <b>209</b> | <b>6</b> | <b>13</b> | <b>202</b> | <b>3</b> | <b>16</b> | <b>212</b> | <b>4</b> | <b>17</b> | <b>241</b> | <b>0</b> | <b>16</b> |
| Male                      | American Indian/Native Alaskan      | 0          | 0         | 0         | 0          | 0        | 0         | 0          | 0        | 0         | 0          | 0        | 0         | 0          | 0        | 0         | 0          | 0        | 0         | 0          | 0        | 0         |
|                           | Asian                               | 1          | 0         | 1         | 2          | 0        | 1         | 1          | 0        | 1         | 1          | 0        | 2         | 4          | 0        | 2         | 4          | 0        | 2         | 1          | 0        | 2         |
|                           | Black                               | 3          | 0         | 1         | 2          | 0        | 0         | 6          | 0        | 0         | 5          | 0        | 0         | 8          | 0        | 0         | 18         | 2        | 0         | 21         | 2        | 0         |
|                           | Hispanic                            | 11         | 0         | 1         | 10         | 0        | 1         | 10         | 0        | 1         | 8          | 0        | 1         | 11         | 0        | 1         | 13         | 0        | 2         | 19         | 0        | 1         |
|                           | Native Hawaiian or Pacific Islander | 0          | 0         | 0         | 0          | 0        | 0         | 0          | 0        | 0         | 0          | 0        | 0         | 0          | 0        | 0         | 1          | 0        | 0         | 1          | 0        | 0         |
|                           | White                               | 63         | 1         | 6         | 61         | 1        | 4         | 57         | 0        | 2         | 52         | 0        | 1         | 42         | 0        | 2         | 61         | 2        | 2         | 69         | 2        | 2         |
|                           | Non-Resident Alien                  | 1          | 0         | 4         | 3          | 0        | 4         | 2          | 0        | 2         | 3          | 0        | 3         | 3          | 0        | 5         | 2          | 0        | 7         | 6          | 1        | 8         |
|                           | Two or More Races                   | 0          | 0         | 0         | 0          | 0        | 0         | 0          | 0        | 0         | 0          | 0        | 0         | 4          | 0        | 0         | 9          | 1        | 0         | 6          | 0        | 0         |
|                           | Not Reported                        | 8          | 0         | 0         | 6          | 0        | 0         | 2          | 0        | 0         | 4          | 0        | 0         | 4          | 0        | 0         | 3          | 0        | 0         | 1          | 0        | 0         |
| <b>Male Total</b>         |                                     | <b>87</b>  | <b>1</b>  | <b>13</b> | <b>84</b>  | <b>1</b> | <b>10</b> | <b>78</b>  | <b>0</b> | <b>6</b>  | <b>73</b>  | <b>0</b> | <b>7</b>  | <b>76</b>  | <b>0</b> | <b>10</b> | <b>111</b> | <b>5</b> | <b>13</b> | <b>125</b> | <b>5</b> | <b>13</b> |
| <b>Degree Level Total</b> |                                     | <b>362</b> | <b>12</b> | <b>43</b> | <b>316</b> | <b>7</b> | <b>37</b> | <b>287</b> | <b>4</b> | <b>29</b> | <b>282</b> | <b>6</b> | <b>20</b> | <b>278</b> | <b>3</b> | <b>26</b> | <b>323</b> | <b>9</b> | <b>30</b> | <b>366</b> | <b>5</b> | <b>29</b> |
| <b>Grand Total</b>        |                                     | <b>417</b> |           |           | <b>360</b> |          |           | <b>320</b> |          |           | <b>308</b> |          |           | <b>307</b> |          |           | <b>362</b> |          |           | <b>400</b> |          |           |

Data includes CIP codes 11.0401, 25.0101, and 11.0103.

Key: M = Masters; D = Doctorate; S = Specialist

Source: Fall Preliminary Student Instruction Files (SIFP)

College of Communication & Information  
 School of Information  
 Table 9: Graduate Program Degrees Awarded Trends



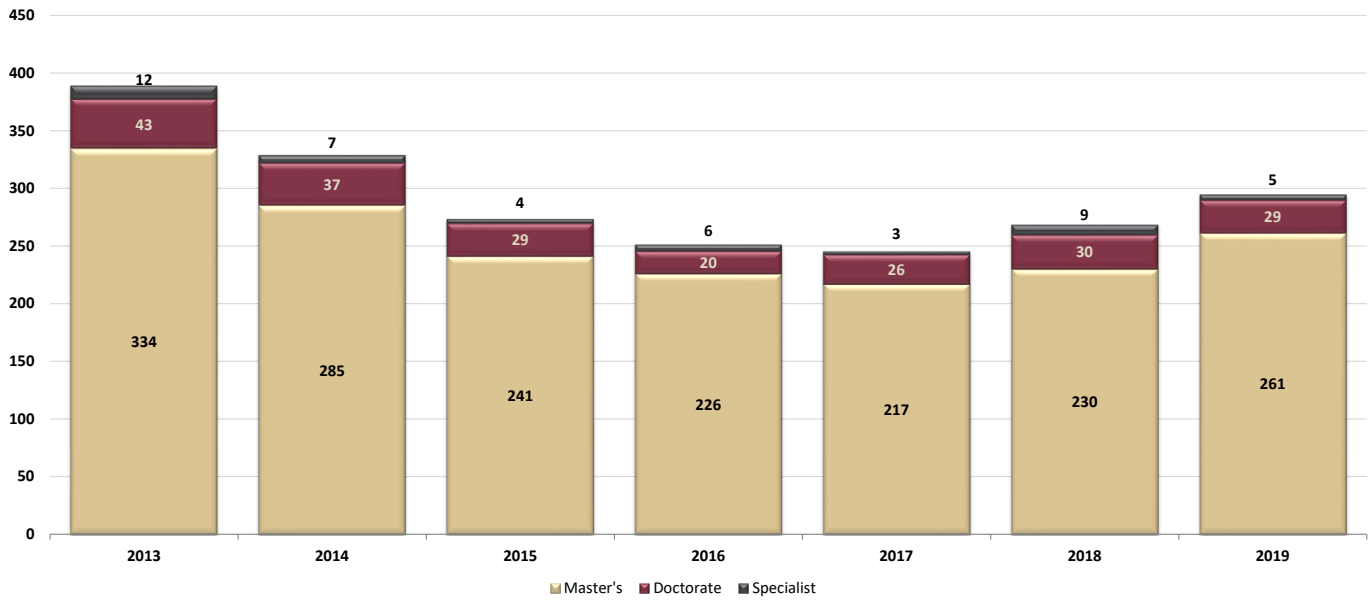
Graduate Degrees Awarded by Level

| Gender                    | Race/Ethnicity                      | 2012-13    |          |          | 2013-14    |          |          | 2014-15    |          |          | 2015-16    |          |           | 2016-17    |          |          | 2017-18    |          |          | 2018-19    |          |          |
|---------------------------|-------------------------------------|------------|----------|----------|------------|----------|----------|------------|----------|----------|------------|----------|-----------|------------|----------|----------|------------|----------|----------|------------|----------|----------|
|                           |                                     | M          | S        | D        | M          | S        | D        | M          | S        | D        | M          | S        | D         | M          | S        | D        | M          | S        | D        | M          | S        | D        |
| Female                    | American Indian/Native Alaskan      | 0          | 0        | 0        | 0          | 0        | 0        | 0          | 0        | 0        | 0          | 0        | 0         | 0          | 0        | 0        | 0          | 0        | 0        | 0          | 0        | 0        |
|                           | Asian                               | 0          | 0        | 0        | 4          | 0        | 0        | 0          | 0        | 0        | 1          | 0        | 0         | 2          | 0        | 1        | 3          | 0        | 0        | 3          | 0        | 0        |
|                           | Black                               | 13         | 0        | 0        | 8          | 2        | 1        | 11         | 1        | 1        | 5          | 1        | 0         | 6          | 0        | 1        | 11         | 0        | 0        | 7          | 0        | 2        |
|                           | Hispanic                            | 20         | 0        | 0        | 10         | 0        | 0        | 5          | 0        | 0        | 8          | 0        | 0         | 10         | 0        | 1        | 13         | 1        | 0        | 14         | 0        | 0        |
|                           | Native Hawaiian or Pacific Islander | 0          | 0        | 0        | 0          | 0        | 0        | 0          | 0        | 0        | 0          | 0        | 0         | 0          | 0        | 0        | 0          | 0        | 0        | 0          | 0        | 0        |
|                           | White                               | 107        | 1        | 0        | 89         | 2        | 3        | 76         | 4        | 1        | 73         | 0        | 6         | 52         | 1        | 3        | 55         | 1        | 0        | 49         | 0        | 0        |
|                           | Non-Resident Alien                  | 0          | 0        | 0        | 2          | 1        | 2        | 1          | 0        | 2        | 1          | 0        | 1         | 0          | 0        | 1        | 1          | 0        | 0        | 1          | 0        | 1        |
|                           | Two or More Races                   | 2          | 0        | 0        | 6          | 0        | 0        | 2          | 0        | 0        | 1          | 0        | 0         | 4          | 0        | 0        | 5          | 0        | 0        | 5          | 1        | 0        |
|                           | Not Reported                        | 5          | 0        | 0        | 2          | 0        | 0        | 2          | 0        | 0        | 5          | 0        | 0         | 2          | 1        | 0        | 4          | 0        | 0        | 2          | 0        | 0        |
| <b>Female Total</b>       |                                     | <b>147</b> | <b>1</b> | <b>0</b> | <b>121</b> | <b>5</b> | <b>6</b> | <b>97</b>  | <b>5</b> | <b>4</b> | <b>94</b>  | <b>1</b> | <b>7</b>  | <b>76</b>  | <b>2</b> | <b>7</b> | <b>92</b>  | <b>2</b> | <b>0</b> | <b>81</b>  | <b>1</b> | <b>3</b> |
| Male                      | American Indian/Native Alaskan      | 0          | 0        | 0        | 0          | 0        | 0        | 0          | 0        | 0        | 0          | 0        | 0         | 0          | 0        | 0        | 0          | 0        | 0        | 0          | 0        | 0        |
|                           | Asian                               | 2          | 0        | 0        | 1          | 0        | 0        | 0          | 0        | 0        | 1          | 0        | 0         | 0          | 0        | 0        | 2          | 0        | 0        | 3          | 0        | 0        |
|                           | Black                               | 1          | 0        | 0        | 1          | 0        | 0        | 1          | 0        | 1        | 3          | 0        | 0         | 2          | 0        | 0        | 3          | 0        | 0        | 5          | 0        | 0        |
|                           | Hispanic                            | 6          | 0        | 0        | 5          | 0        | 0        | 5          | 0        | 0        | 3          | 0        | 0         | 5          | 0        | 0        | 4          | 0        | 0        | 7          | 0        | 0        |
|                           | Native Hawaiian or Pacific Islander | 1          | 0        | 0        | 0          | 0        | 0        | 0          | 0        | 0        | 0          | 0        | 0         | 0          | 0        | 0        | 0          | 0        | 0        | 0          | 0        | 0        |
|                           | White                               | 30         | 1        | 2        | 37         | 1        | 0        | 22         | 0        | 3        | 26         | 0        | 1         | 24         | 0        | 0        | 19         | 0        | 0        | 24         | 0        | 0        |
|                           | Non-Resident Alien                  | 0          | 0        | 1        | 1          | 0        | 0        | 0          | 0        | 0        | 3          | 0        | 4         | 0          | 0        | 0        | 2          | 0        | 0        | 1          | 0        | 0        |
|                           | Two or More Races                   | 1          | 0        | 0        | 1          | 0        | 0        | 0          | 0        | 0        | 1          | 0        | 0         | 0          | 0        | 0        | 1          | 0        | 0        | 4          | 0        | 0        |
|                           | Not Reported                        | 1          | 0        | 0        | 1          | 0        | 0        | 2          | 0        | 0        | 1          | 0        | 0         | 0          | 0        | 0        | 0          | 0        | 0        | 3          | 0        | 0        |
| <b>Male Total</b>         |                                     | <b>42</b>  | <b>1</b> | <b>3</b> | <b>47</b>  | <b>1</b> | <b>0</b> | <b>30</b>  | <b>0</b> | <b>4</b> | <b>38</b>  | <b>0</b> | <b>5</b>  | <b>31</b>  | <b>0</b> | <b>0</b> | <b>31</b>  | <b>0</b> | <b>0</b> | <b>47</b>  | <b>0</b> | <b>0</b> |
| <b>Degree Level Total</b> |                                     | <b>189</b> | <b>2</b> | <b>3</b> | <b>168</b> | <b>6</b> | <b>6</b> | <b>127</b> | <b>5</b> | <b>8</b> | <b>132</b> | <b>1</b> | <b>12</b> | <b>107</b> | <b>2</b> | <b>7</b> | <b>123</b> | <b>2</b> | <b>0</b> | <b>128</b> | <b>1</b> | <b>3</b> |
| <b>Grand Total</b>        |                                     | <b>194</b> |          |          | <b>180</b> |          |          | <b>140</b> |          |          | <b>145</b> |          |           | <b>116</b> |          |          | <b>125</b> |          |          | <b>132</b> |          |          |

Data includes CIP codes 11.0401, 25.0101, and 11.0103.

Key: M = Masters; D = Doctorate; S = Specialist

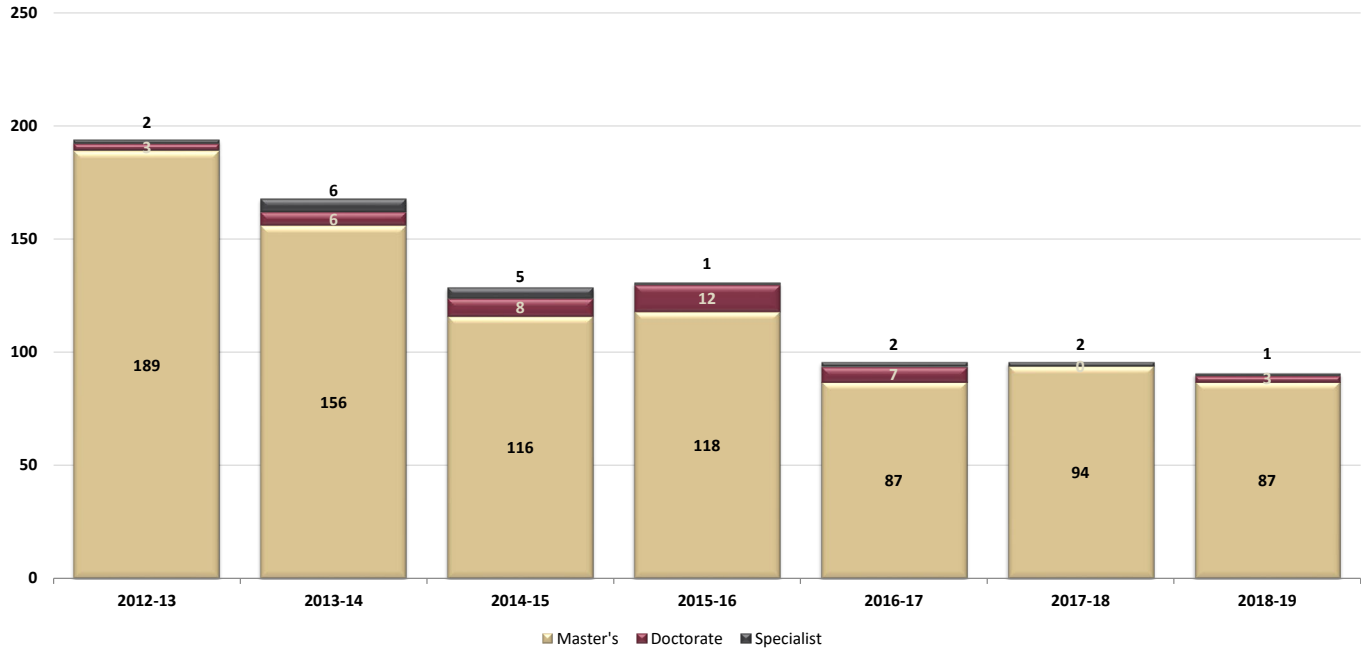
Source: Campus Solutions Warehouse - Academic Plan Summary Subject Area



Graduate Headcount Enrollment by Degree Level Sought

| Gender                    | Race/Ethnicity                      | Fall 2013  |           |           | Fall 2014  |          |           | Fall 2015  |          |           | Fall 2016  |          |           | Fall 2017  |          |           | Fall 2018  |          |           | Fall 2019  |          |           |   |   |   |
|---------------------------|-------------------------------------|------------|-----------|-----------|------------|----------|-----------|------------|----------|-----------|------------|----------|-----------|------------|----------|-----------|------------|----------|-----------|------------|----------|-----------|---|---|---|
|                           |                                     | M          | S         | D         | M          | S        | D         | M          | S        | D         | M          | S        | D         | M          | S        | D         | M          | S        | D         | M          | S        | D         |   |   |   |
| Female                    | American Indian/Native Alaskan      | 0          | 0         | 0         | 0          | 0        | 0         | 0          | 0        | 0         | 0          | 0        | 0         | 0          | 0        | 0         | 0          | 0        | 0         | 0          | 0        | 0         | 0 | 0 | 0 |
|                           | Asian                               | 5          | 0         | 1         | 2          | 0        | 1         | 2          | 0        | 2         | 6          | 0        | 0         | 6          | 0        | 1         | 5          | 1        | 1         | 4          | 0        | 1         |   |   |   |
|                           | Black                               | 27         | 1         | 4         | 18         | 1        | 4         | 16         | 1        | 4         | 15         | 1        | 4         | 13         | 1        | 4         | 14         | 3        | 2         | 15         | 0        | 2         |   |   |   |
|                           | Hispanic                            | 17         | 2         | 2         | 24         | 0        | 1         | 27         | 1        | 1         | 29         | 1        | 1         | 31         | 0        | 0         | 28         | 0        | 0         | 34         | 0        | 0         |   |   |   |
|                           | Native Hawaiian or Pacific Islander | 0          | 0         | 0         | 0          | 0        | 0         | 0          | 0        | 0         | 0          | 0        | 0         | 0          | 0        | 0         | 0          | 0        | 0         | 0          | 0        | 0         |   |   |   |
|                           | White                               | 199        | 7         | 16        | 168        | 5        | 14        | 139        | 1        | 10        | 129        | 3        | 4         | 113        | 2        | 4         | 121        | 0        | 5         | 138        | 0        | 6         |   |   |   |
|                           | Non-Resident Alien                  | 1          | 0         | 7         | 0          | 0        | 6         | 0          | 0        | 5         | 0          | 0        | 3         | 0          | 0        | 6         | 2          | 0        | 8         | 4          | 0        | 7         |   |   |   |
|                           | Two or More Races                   | 7          | 1         | 0         | 3          | 0        | 1         | 1          | 0        | 1         | 3          | 0        | 1         | 6          | 0        | 1         | 10         | 0        | 1         | 8          | 0        | 0         |   |   |   |
|                           | Not Reported                        | 6          | 0         | 0         | 7          | 0        | 0         | 6          | 1        | 0         | 7          | 1        | 0         | 7          | 0        | 0         | 6          | 0        | 0         | 4          | 0        | 0         |   |   |   |
| <b>Female Total</b>       |                                     | <b>262</b> | <b>11</b> | <b>30</b> | <b>222</b> | <b>6</b> | <b>27</b> | <b>191</b> | <b>4</b> | <b>23</b> | <b>189</b> | <b>6</b> | <b>13</b> | <b>176</b> | <b>3</b> | <b>16</b> | <b>186</b> | <b>4</b> | <b>17</b> | <b>207</b> | <b>0</b> | <b>16</b> |   |   |   |
| Male                      | American Indian/Native Alaskan      | 0          | 0         | 0         | 0          | 0        | 0         | 0          | 0        | 0         | 0          | 0        | 0         | 0          | 0        | 0         | 0          | 0        | 0         | 0          | 0        | 0         |   |   |   |
|                           | Asian                               | 1          | 0         | 1         | 1          | 0        | 1         | 1          | 0        | 1         | 0          | 0        | 2         | 1          | 0        | 2         | 1          | 0        | 2         | 0          | 0        | 2         |   |   |   |
|                           | Black                               | 0          | 0         | 1         | 1          | 0        | 0         | 3          | 0        | 0         | 2          | 0        | 0         | 2          | 0        | 0         | 3          | 2        | 0         | 4          | 2        | 0         |   |   |   |
|                           | Hispanic                            | 9          | 0         | 1         | 7          | 0        | 1         | 8          | 0        | 1         | 6          | 0        | 1         | 7          | 0        | 1         | 8          | 0        | 2         | 13         | 0        | 1         |   |   |   |
|                           | Native Hawaiian or Pacific Islander | 0          | 0         | 0         | 0          | 0        | 0         | 0          | 0        | 0         | 0          | 0        | 0         | 0          | 0        | 0         | 0          | 0        | 0         | 0          | 0        | 0         |   |   |   |
|                           | White                               | 56         | 1         | 6         | 48         | 1        | 4         | 35         | 0        | 2         | 28         | 0        | 1         | 26         | 0        | 2         | 26         | 2        | 2         | 34         | 2        | 2         |   |   |   |
|                           | Non-Resident Alien                  | 1          | 0         | 4         | 1          | 0        | 4         | 1          | 0        | 2         | 0          | 0        | 3         | 0          | 0        | 5         | 0          | 0        | 7         | 0          | 1        | 8         |   |   |   |
|                           | Two or More Races                   | 5          | 0         | 0         | 5          | 0        | 0         | 2          | 0        | 0         | 0          | 0        | 0         | 4          | 0        | 0         | 5          | 1        | 0         | 2          | 0        | 0         |   |   |   |
|                           | Not Reported                        | 0          | 0         | 0         | 0          | 0        | 0         | 0          | 0        | 0         | 1          | 0        | 0         | 1          | 0        | 0         | 1          | 0        | 0         | 1          | 0        | 0         |   |   |   |
| <b>Male Total</b>         |                                     | <b>72</b>  | <b>1</b>  | <b>13</b> | <b>63</b>  | <b>1</b> | <b>10</b> | <b>50</b>  | <b>0</b> | <b>6</b>  | <b>37</b>  | <b>0</b> | <b>7</b>  | <b>41</b>  | <b>0</b> | <b>10</b> | <b>44</b>  | <b>5</b> | <b>13</b> | <b>54</b>  | <b>5</b> | <b>13</b> |   |   |   |
| <b>Degree Level Total</b> |                                     | <b>334</b> | <b>12</b> | <b>43</b> | <b>285</b> | <b>7</b> | <b>37</b> | <b>241</b> | <b>4</b> | <b>29</b> | <b>226</b> | <b>6</b> | <b>20</b> | <b>217</b> | <b>3</b> | <b>26</b> | <b>230</b> | <b>9</b> | <b>30</b> | <b>261</b> | <b>5</b> | <b>29</b> |   |   |   |
| <b>Grand Total</b>        |                                     | <b>389</b> |           |           | <b>329</b> |          |           | <b>274</b> |          |           | <b>252</b> |          |           | <b>246</b> |          |           | <b>269</b> |          |           | <b>295</b> |          |           |   |   |   |

Data includes CIP code 11.0401 and 25.0101.  
 Key: M = Masters; D = Doctorate; S = Specialist  
 Source: Fall Preliminary Student Instruction Files (SIFP)



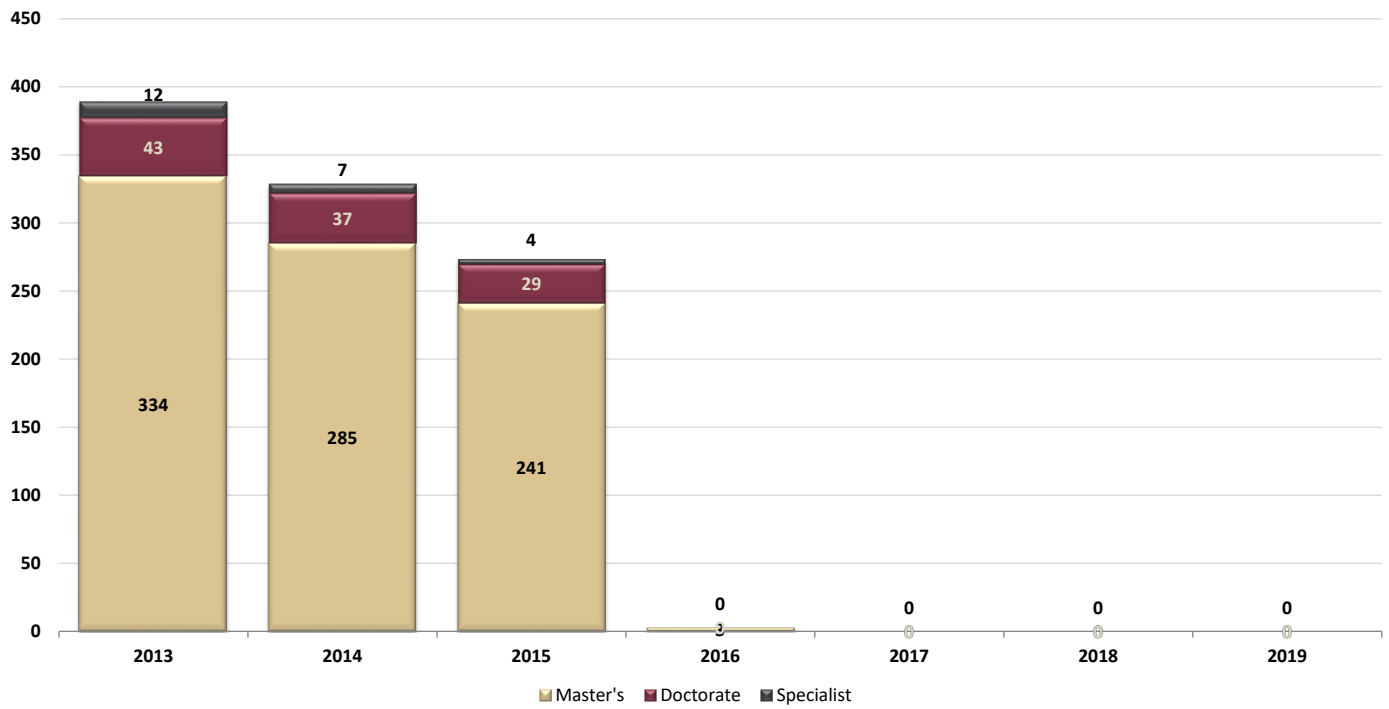
Graduate Degrees Awarded by Level

| Gender                    | Race/Ethnicity                      | 2012-13    |          |          | 2013-14    |          |          | 2014-15    |          |          | 2015-16    |          |           | 2016-17   |          |          | 2017-18   |          |          | 2018-19   |          |          |   |
|---------------------------|-------------------------------------|------------|----------|----------|------------|----------|----------|------------|----------|----------|------------|----------|-----------|-----------|----------|----------|-----------|----------|----------|-----------|----------|----------|---|
|                           |                                     | M          | S        | D        | M          | S        | D        | M          | S        | D        | M          | S        | D         | M         | S        | D        | M         | S        | D        | M         | S        | D        |   |
| Female                    | American Indian/Native Alaskan      | 0          | 0        | 0        | 0          | 0        | 0        | 0          | 0        | 0        | 0          | 0        | 0         | 0         | 0        | 0        | 0         | 0        | 0        | 0         | 0        | 0        |   |
|                           | Asian                               | 0          | 0        | 0        | 4          | 0        | 0        | 0          | 0        | 0        | 0          | 2        | 0         | 1         | 3        | 0        | 0         | 3        | 0        | 0         | 3        | 0        | 0 |
|                           | Black                               | 13         | 0        | 0        | 8          | 2        | 1        | 9          | 1        | 1        | 5          | 1        | 0         | 5         | 0        | 1        | 7         | 0        | 0        | 6         | 0        | 2        |   |
|                           | Hispanic                            | 20         | 0        | 0        | 8          | 0        | 0        | 5          | 0        | 0        | 8          | 0        | 0         | 10        | 0        | 1        | 12        | 1        | 0        | 12        | 0        | 0        |   |
|                           | Native Hawaiian or Pacific Islander | 0          | 0        | 0        | 0          | 0        | 0        | 0          | 0        | 0        | 0          | 0        | 0         | 0         | 0        | 0        | 0         | 0        | 0        | 0         | 0        | 0        |   |
|                           | White                               | 107        | 1        | 0        | 86         | 2        | 3        | 74         | 4        | 1        | 71         | 0        | 6         | 46        | 1        | 3        | 50        | 1        | 0        | 41        | 0        | 0        |   |
|                           | Non-Resident Alien                  | 0          | 0        | 0        | 2          | 1        | 2        | 0          | 0        | 2        | 0          | 0        | 1         | 0         | 0        | 1        | 0         | 0        | 0        | 0         | 0        | 1        |   |
|                           | Two or More Races                   | 2          | 0        | 0        | 6          | 0        | 0        | 2          | 0        | 0        | 1          | 0        | 0         | 4         | 0        | 0        | 4         | 0        | 0        | 4         | 1        | 0        |   |
|                           | Not Reported                        | 5          | 0        | 0        | 2          | 0        | 0        | 2          | 0        | 0        | 4          | 0        | 0         | 2         | 1        | 0        | 4         | 0        | 0        | 2         | 0        | 0        |   |
| <b>Female Total</b>       |                                     | <b>147</b> | <b>1</b> | <b>0</b> | <b>116</b> | <b>5</b> | <b>6</b> | <b>92</b>  | <b>5</b> | <b>4</b> | <b>89</b>  | <b>1</b> | <b>7</b>  | <b>69</b> | <b>2</b> | <b>7</b> | <b>80</b> | <b>2</b> | <b>0</b> | <b>68</b> | <b>1</b> | <b>3</b> |   |
| Male                      | American Indian/Native Alaskan      | 0          | 0        | 0        | 0          | 0        | 0        | 0          | 0        | 0        | 0          | 0        | 0         | 0         | 0        | 0        | 0         | 0        | 0        | 0         | 0        | 0        |   |
|                           | Asian                               | 2          | 0        | 0        | 1          | 0        | 0        | 0          | 0        | 0        | 1          | 0        | 0         | 0         | 0        | 0        | 0         | 0        | 0        | 1         | 0        | 0        |   |
|                           | Black                               | 1          | 0        | 0        | 0          | 0        | 0        | 0          | 0        | 1        | 0          | 0        | 0         | 2         | 0        | 0        | 1         | 0        | 0        | 1         | 0        | 0        |   |
|                           | Hispanic                            | 6          | 0        | 0        | 3          | 0        | 0        | 4          | 0        | 0        | 2          | 0        | 0         | 4         | 0        | 0        | 3         | 0        | 0        | 2         | 0        | 0        |   |
|                           | Native Hawaiian or Pacific Islander | 1          | 0        | 0        | 0          | 0        | 0        | 0          | 0        | 0        | 0          | 0        | 0         | 0         | 0        | 0        | 0         | 0        | 0        | 0         | 0        | 0        |   |
|                           | White                               | 30         | 1        | 2        | 33         | 1        | 0        | 18         | 0        | 3        | 23         | 0        | 1         | 12        | 0        | 0        | 10        | 0        | 0        | 12        | 0        | 0        |   |
|                           | Non-Resident Alien                  | 0          | 0        | 1        | 1          | 0        | 0        | 0          | 0        | 0        | 1          | 0        | 4         | 0         | 0        | 0        | 0         | 0        | 0        | 0         | 0        | 0        |   |
|                           | Two or More Races                   | 1          | 0        | 0        | 1          | 0        | 0        | 0          | 0        | 0        | 1          | 0        | 0         | 0         | 0        | 0        | 0         | 0        | 0        | 3         | 0        | 0        |   |
|                           | Not Reported                        | 1          | 0        | 0        | 1          | 0        | 0        | 2          | 0        | 0        | 1          | 0        | 0         | 0         | 0        | 0        | 0         | 0        | 0        | 0         | 0        | 0        |   |
| <b>Male Total</b>         |                                     | <b>42</b>  | <b>1</b> | <b>3</b> | <b>40</b>  | <b>1</b> | <b>0</b> | <b>24</b>  | <b>0</b> | <b>4</b> | <b>29</b>  | <b>0</b> | <b>5</b>  | <b>18</b> | <b>0</b> | <b>0</b> | <b>14</b> | <b>0</b> | <b>0</b> | <b>19</b> | <b>0</b> | <b>0</b> |   |
| <b>Degree Level Total</b> |                                     | <b>189</b> | <b>2</b> | <b>3</b> | <b>156</b> | <b>6</b> | <b>6</b> | <b>116</b> | <b>5</b> | <b>8</b> | <b>118</b> | <b>1</b> | <b>12</b> | <b>87</b> | <b>2</b> | <b>7</b> | <b>94</b> | <b>2</b> | <b>0</b> | <b>87</b> | <b>1</b> | <b>3</b> |   |
| <b>Grand Total</b>        |                                     | <b>194</b> |          |          | <b>168</b> |          |          | <b>129</b> |          |          | <b>131</b> |          |           | <b>96</b> |          |          | <b>96</b> |          |          | <b>91</b> |          |          |   |

Data includes CIP code 11.0401 and 25.0101.

Key: M = Masters; D = Doctorate; S = Specialist

Source: Campus Solutions Warehouse - Academic Plan Summary Subject Area



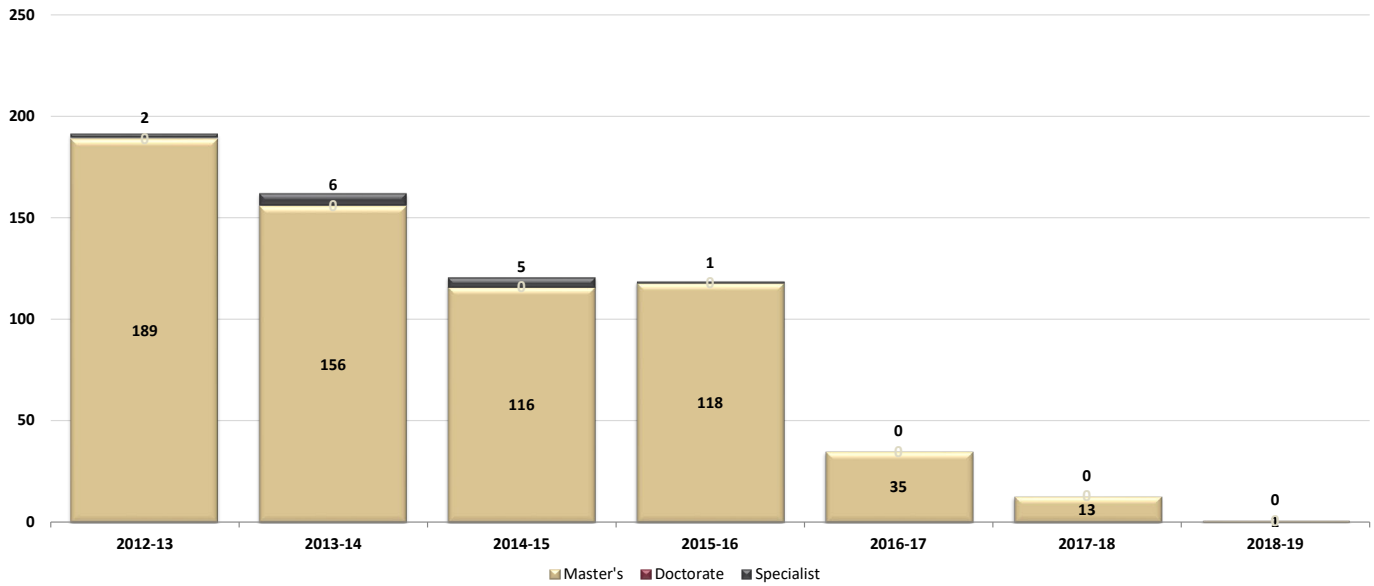
Graduate Headcount Enrollment by Degree Level Sought

| Gender                    | Race/Ethnicity                      | Fall 2013  |           |           | Fall 2014  |          |           | Fall 2015  |          |           | Fall 2016 |          |          | Fall 2017 |          |          | Fall 2018 |          |          | Fall 2019 |          |          |
|---------------------------|-------------------------------------|------------|-----------|-----------|------------|----------|-----------|------------|----------|-----------|-----------|----------|----------|-----------|----------|----------|-----------|----------|----------|-----------|----------|----------|
|                           |                                     | M          | S         | D         | M          | S        | D         | M          | S        | D         | M         | S        | D        | M         | S        | D        | M         | S        | D        | M         | S        | D        |
| Female                    | American Indian/Native Alaskan      | 0          | 0         | 0         | 0          | 0        | 0         | 0          | 0        | 0         | 0         | 0        | 0        | 0         | 0        | 0        | 0         | 0        | 0        | 0         | 0        | 0        |
|                           | Asian                               | 5          | 0         | 1         | 2          | 0        | 1         | 2          | 0        | 2         | 0         | 0        | 0        | 0         | 0        | 0        | 0         | 0        | 0        | 0         | 0        | 0        |
|                           | Black                               | 27         | 1         | 4         | 18         | 1        | 4         | 16         | 1        | 4         | 0         | 0        | 0        | 0         | 0        | 0        | 0         | 0        | 0        | 0         | 0        | 0        |
|                           | Hispanic                            | 17         | 2         | 2         | 24         | 0        | 1         | 27         | 1        | 1         | 1         | 0        | 0        | 0         | 0        | 0        | 0         | 0        | 0        | 0         | 0        | 0        |
|                           | Native Hawaiian or Pacific Islander | 0          | 0         | 0         | 0          | 0        | 0         | 0          | 0        | 0         | 0         | 0        | 0        | 0         | 0        | 0        | 0         | 0        | 0        | 0         | 0        | 0        |
|                           | White                               | 199        | 7         | 16        | 168        | 5        | 14        | 139        | 1        | 10        | 2         | 0        | 0        | 0         | 0        | 0        | 0         | 0        | 0        | 0         | 0        | 0        |
|                           | Non-Resident Alien                  | 1          | 0         | 7         | 0          | 0        | 6         | 0          | 0        | 5         | 0         | 0        | 0        | 0         | 0        | 0        | 0         | 0        | 0        | 0         | 0        | 0        |
|                           | Two or More Races                   | 7          | 1         | 0         | 3          | 0        | 1         | 1          | 0        | 1         | 0         | 0        | 0        | 0         | 0        | 0        | 0         | 0        | 0        | 0         | 0        | 0        |
|                           | Not Reported                        | 6          | 0         | 0         | 7          | 0        | 0         | 6          | 1        | 0         | 0         | 0        | 0        | 0         | 0        | 0        | 0         | 0        | 0        | 0         | 0        | 0        |
| <b>Female Total</b>       |                                     | <b>262</b> | <b>11</b> | <b>30</b> | <b>222</b> | <b>6</b> | <b>27</b> | <b>191</b> | <b>4</b> | <b>23</b> | <b>3</b>  | <b>0</b> | <b>0</b> | <b>0</b>  | <b>0</b> | <b>0</b> | <b>0</b>  | <b>0</b> | <b>0</b> | <b>0</b>  | <b>0</b> | <b>0</b> |
| Male                      | American Indian/Native Alaskan      | 0          | 0         | 0         | 0          | 0        | 0         | 0          | 0        | 0         | 0         | 0        | 0        | 0         | 0        | 0        | 0         | 0        | 0        | 0         | 0        | 0        |
|                           | Asian                               | 1          | 0         | 1         | 1          | 0        | 1         | 1          | 0        | 1         | 0         | 0        | 0        | 0         | 0        | 0        | 0         | 0        | 0        | 0         | 0        | 0        |
|                           | Black                               | 0          | 0         | 1         | 1          | 0        | 0         | 3          | 0        | 0         | 0         | 0        | 0        | 0         | 0        | 0        | 0         | 0        | 0        | 0         | 0        | 0        |
|                           | Hispanic                            | 9          | 0         | 1         | 7          | 0        | 1         | 8          | 0        | 1         | 0         | 0        | 0        | 0         | 0        | 0        | 0         | 0        | 0        | 0         | 0        | 0        |
|                           | Native Hawaiian or Pacific Islander | 0          | 0         | 0         | 0          | 0        | 0         | 0          | 0        | 0         | 0         | 0        | 0        | 0         | 0        | 0        | 0         | 0        | 0        | 0         | 0        | 0        |
|                           | White                               | 56         | 1         | 6         | 48         | 1        | 4         | 35         | 0        | 2         | 0         | 0        | 0        | 0         | 0        | 0        | 0         | 0        | 0        | 0         | 0        | 0        |
|                           | Non-Resident Alien                  | 1          | 0         | 4         | 1          | 0        | 4         | 1          | 0        | 2         | 0         | 0        | 0        | 0         | 0        | 0        | 0         | 0        | 0        | 0         | 0        | 0        |
|                           | Two or More Races                   | 5          | 0         | 0         | 5          | 0        | 0         | 2          | 0        | 0         | 0         | 0        | 0        | 0         | 0        | 0        | 0         | 0        | 0        | 0         | 0        | 0        |
|                           | Not Reported                        | 0          | 0         | 0         | 0          | 0        | 0         | 0          | 0        | 0         | 0         | 0        | 0        | 0         | 0        | 0        | 0         | 0        | 0        | 0         | 0        | 0        |
| <b>Male Total</b>         |                                     | <b>72</b>  | <b>1</b>  | <b>13</b> | <b>63</b>  | <b>1</b> | <b>10</b> | <b>50</b>  | <b>0</b> | <b>6</b>  | <b>0</b>  | <b>0</b> | <b>0</b> | <b>0</b>  | <b>0</b> | <b>0</b> | <b>0</b>  | <b>0</b> | <b>0</b> | <b>0</b>  | <b>0</b> | <b>0</b> |
| <b>Degree Level Total</b> |                                     | <b>334</b> | <b>12</b> | <b>43</b> | <b>285</b> | <b>7</b> | <b>37</b> | <b>241</b> | <b>4</b> | <b>29</b> | <b>3</b>  | <b>0</b> | <b>0</b> | <b>0</b>  | <b>0</b> | <b>0</b> | <b>0</b>  | <b>0</b> | <b>0</b> | <b>0</b>  | <b>0</b> | <b>0</b> |
| <b>Grand Total</b>        |                                     | <b>389</b> |           |           | <b>329</b> |          |           | <b>274</b> |          |           | <b>3</b>  |          |          | <b>0</b>  |          |          | <b>0</b>  |          |          | <b>0</b>  |          |          |

Data includes CIP code 25.0101.

Key: M = Masters; D = Doctorate; S = Specialist

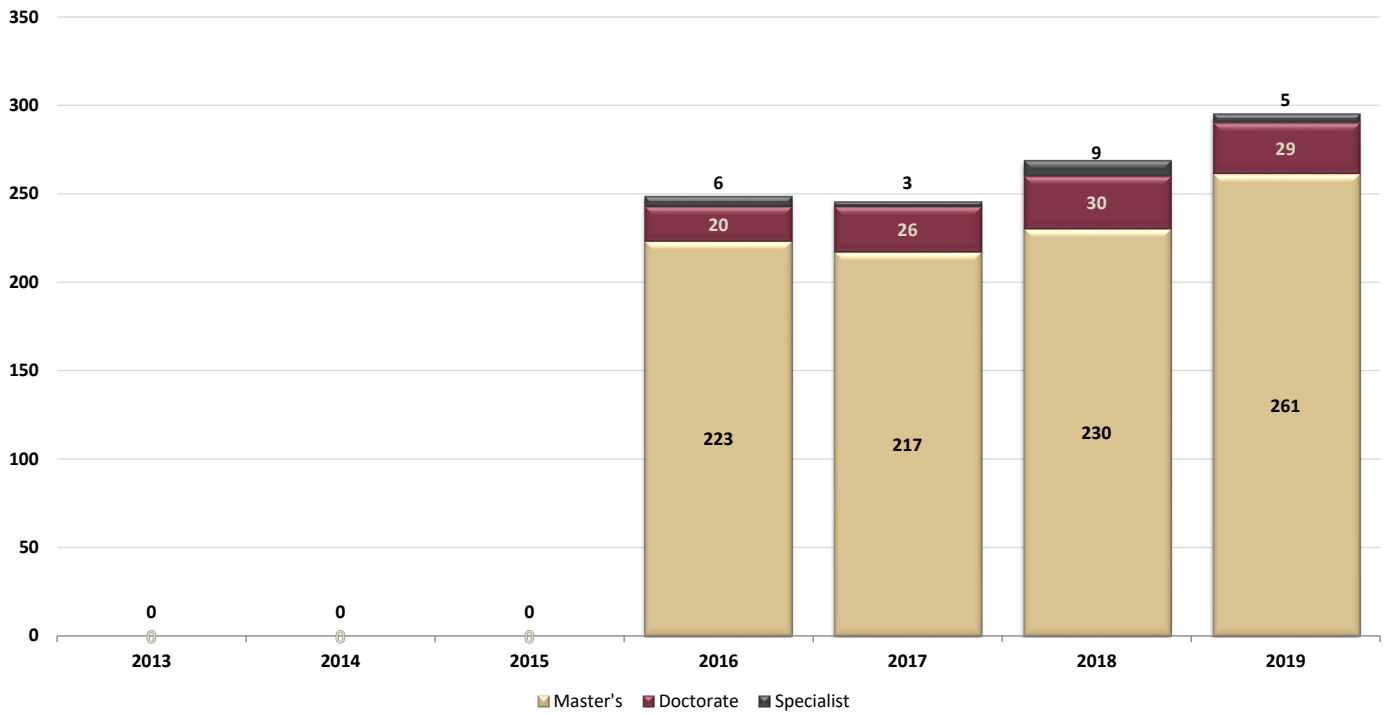
Source: Fall Preliminary Student Instruction Files (SIFP)



Graduate Degrees Awarded by Level

| Gender                    | Race/Ethnicity                      | 2012-13    |          |          | 2013-14    |          |          | 2014-15    |          |          | 2015-16    |          |          | 2016-17   |          |          | 2017-18   |          |          | 2018-19  |          |          |
|---------------------------|-------------------------------------|------------|----------|----------|------------|----------|----------|------------|----------|----------|------------|----------|----------|-----------|----------|----------|-----------|----------|----------|----------|----------|----------|
|                           |                                     | M          | S        | D        | M          | S        | D        | M          | S        | D        | M          | S        | D        | M         | S        | D        | M         | S        | D        | M        | S        | D        |
| Female                    | American Indian/Native Alaskan      | 0          | 0        | 0        | 0          | 0        | 0        | 0          | 0        | 0        | 0          | 0        | 0        | 0         | 0        | 0        | 0         | 0        | 0        | 0        | 0        | 0        |
|                           | Asian                               | 0          | 0        | 0        | 4          | 0        | 0        | 0          | 0        | 0        | 0          | 0        | 0        | 0         | 0        | 0        | 0         | 0        | 0        | 0        | 0        | 0        |
|                           | Black                               | 13         | 0        | 0        | 8          | 2        | 0        | 9          | 1        | 0        | 5          | 1        | 0        | 1         | 0        | 0        | 1         | 0        | 0        | 0        | 0        | 0        |
|                           | Hispanic                            | 20         | 0        | 0        | 8          | 0        | 0        | 5          | 0        | 0        | 8          | 0        | 0        | 5         | 0        | 0        | 1         | 0        | 0        | 0        | 0        | 0        |
|                           | Native Hawaiian or Pacific Islander | 0          | 0        | 0        | 0          | 0        | 0        | 0          | 0        | 0        | 0          | 0        | 0        | 0         | 0        | 0        | 0         | 0        | 0        | 0        | 0        | 0        |
|                           | White                               | 107        | 1        | 0        | 86         | 2        | 0        | 74         | 4        | 0        | 71         | 0        | 0        | 22        | 0        | 0        | 9         | 0        | 0        | 1        | 0        | 0        |
|                           | Non-Resident Alien                  | 0          | 0        | 0        | 2          | 1        | 0        | 0          | 0        | 0        | 0          | 0        | 0        | 0         | 0        | 0        | 0         | 0        | 0        | 0        | 0        | 0        |
|                           | Two or More Races                   | 2          | 0        | 0        | 6          | 0        | 0        | 2          | 0        | 0        | 1          | 0        | 0        | 3         | 0        | 0        | 0         | 0        | 0        | 0        | 0        | 0        |
| Not Reported              | 5                                   | 0          | 0        | 2        | 0          | 0        | 2        | 0          | 0        | 4        | 0          | 0        | 1        | 0         | 0        | 1        | 0         | 0        | 0        | 0        | 0        |          |
| <b>Female Total</b>       |                                     | <b>147</b> | <b>1</b> | <b>0</b> | <b>116</b> | <b>5</b> | <b>0</b> | <b>92</b>  | <b>5</b> | <b>0</b> | <b>89</b>  | <b>1</b> | <b>0</b> | <b>32</b> | <b>0</b> | <b>0</b> | <b>12</b> | <b>0</b> | <b>0</b> | <b>1</b> | <b>0</b> | <b>0</b> |
| Male                      | American Indian/Native Alaskan      | 0          | 0        | 0        | 0          | 0        | 0        | 0          | 0        | 0        | 0          | 0        | 0        | 0         | 0        | 0        | 0         | 0        | 0        | 0        | 0        | 0        |
|                           | Asian                               | 2          | 0        | 0        | 1          | 0        | 0        | 0          | 0        | 0        | 1          | 0        | 0        | 0         | 0        | 0        | 0         | 0        | 0        | 0        | 0        | 0        |
|                           | Black                               | 1          | 0        | 0        | 0          | 0        | 0        | 0          | 0        | 0        | 0          | 0        | 0        | 0         | 0        | 0        | 0         | 0        | 0        | 0        | 0        | 0        |
|                           | Hispanic                            | 6          | 0        | 0        | 3          | 0        | 0        | 4          | 0        | 0        | 2          | 0        | 0        | 1         | 0        | 0        | 0         | 0        | 0        | 0        | 0        | 0        |
|                           | Native Hawaiian or Pacific Islander | 1          | 0        | 0        | 0          | 0        | 0        | 0          | 0        | 0        | 0          | 0        | 0        | 0         | 0        | 0        | 0         | 0        | 0        | 0        | 0        | 0        |
|                           | White                               | 30         | 1        | 0        | 33         | 1        | 0        | 18         | 0        | 0        | 23         | 0        | 0        | 2         | 0        | 0        | 1         | 0        | 0        | 0        | 0        | 0        |
|                           | Non-Resident Alien                  | 0          | 0        | 0        | 1          | 0        | 0        | 0          | 0        | 0        | 1          | 0        | 0        | 0         | 0        | 0        | 0         | 0        | 0        | 0        | 0        | 0        |
|                           | Two or More Races                   | 1          | 0        | 0        | 1          | 0        | 0        | 0          | 0        | 0        | 1          | 0        | 0        | 0         | 0        | 0        | 0         | 0        | 0        | 0        | 0        | 0        |
| Not Reported              | 1                                   | 0          | 0        | 1        | 0          | 0        | 2        | 0          | 0        | 1        | 0          | 0        | 0        | 0         | 0        | 0        | 0         | 0        | 0        | 0        | 0        |          |
| <b>Male Total</b>         |                                     | <b>42</b>  | <b>1</b> | <b>0</b> | <b>40</b>  | <b>1</b> | <b>0</b> | <b>24</b>  | <b>0</b> | <b>0</b> | <b>29</b>  | <b>0</b> | <b>0</b> | <b>3</b>  | <b>0</b> | <b>0</b> | <b>1</b>  | <b>0</b> | <b>0</b> | <b>0</b> | <b>0</b> | <b>0</b> |
| <b>Degree Level Total</b> |                                     | <b>189</b> | <b>2</b> | <b>0</b> | <b>156</b> | <b>6</b> | <b>0</b> | <b>116</b> | <b>5</b> | <b>0</b> | <b>118</b> | <b>1</b> | <b>0</b> | <b>35</b> | <b>0</b> | <b>0</b> | <b>13</b> | <b>0</b> | <b>0</b> | <b>1</b> | <b>0</b> | <b>0</b> |
| <b>Grand Total</b>        |                                     | <b>191</b> |          |          | <b>162</b> |          |          | <b>121</b> |          |          | <b>119</b> |          |          | <b>35</b> |          |          | <b>13</b> |          |          | <b>1</b> |          |          |

Data includes CIP code 25.0101.  
 Key: M = Masters; D = Doctorate; S = Specialist  
 Source: Campus Solutions Warehouse - Academic Plan Summary Subject Area



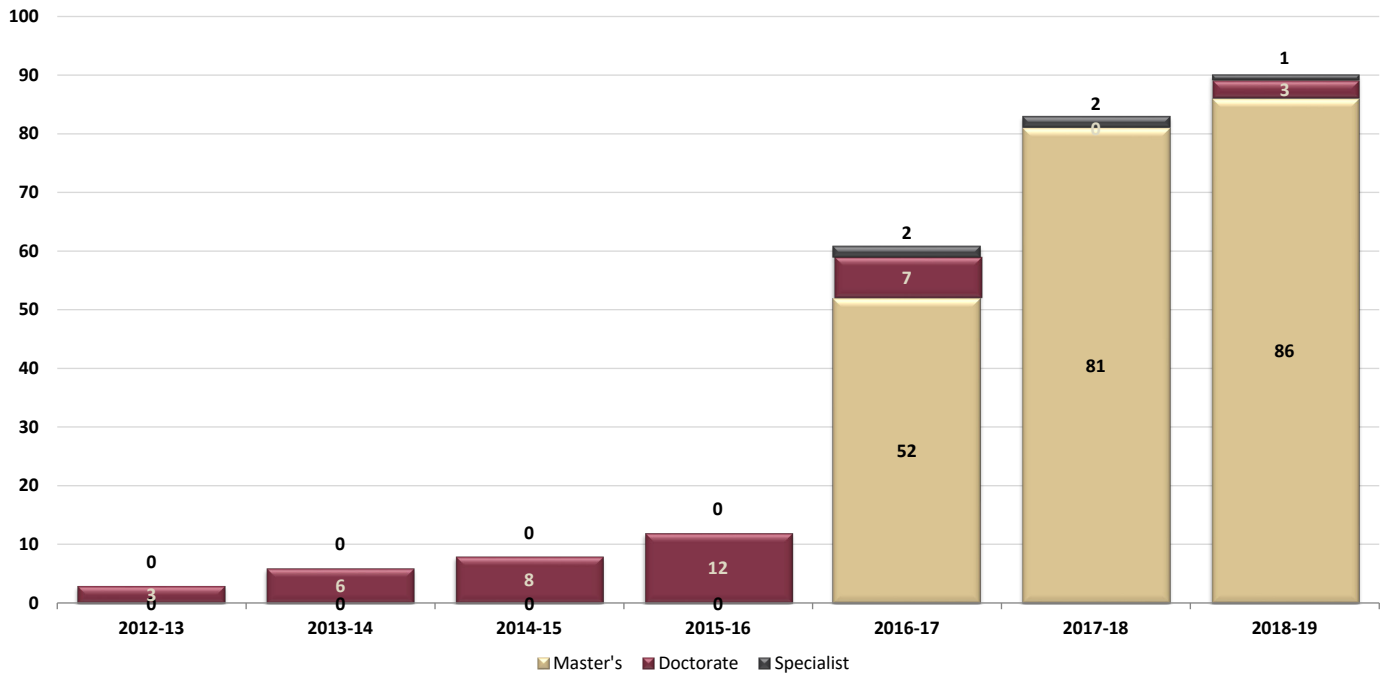
Graduate Headcount Enrollment by Degree Level Sought

| Gender                    | Race/Ethnicity                      | Fall 2013 |          |          | Fall 2014 |          |          | Fall 2015 |          |          | Fall 2016  |          |           | Fall 2017  |          |           | Fall 2018  |          |           | Fall 2019  |          |           |   |   |   |
|---------------------------|-------------------------------------|-----------|----------|----------|-----------|----------|----------|-----------|----------|----------|------------|----------|-----------|------------|----------|-----------|------------|----------|-----------|------------|----------|-----------|---|---|---|
|                           |                                     | M         | S        | D        | M         | S        | D        | M         | S        | D        | M          | S        | D         | M          | S        | D         | M          | S        | D         | M          | S        | D         |   |   |   |
| Female                    | American Indian/Native Alaskan      | 0         | 0        | 0        | 0         | 0        | 0        | 0         | 0        | 0        | 0          | 0        | 0         | 0          | 0        | 0         | 0          | 0        | 0         | 0          | 0        | 0         | 0 | 0 | 0 |
|                           | Asian                               | 0         | 0        | 0        | 0         | 0        | 0        | 0         | 0        | 0        | 6          | 0        | 0         | 6          | 0        | 1         | 5          | 1        | 1         | 4          | 0        | 1         |   |   |   |
|                           | Black                               | 0         | 0        | 0        | 0         | 0        | 0        | 0         | 0        | 0        | 15         | 1        | 4         | 13         | 1        | 4         | 14         | 3        | 2         | 15         | 0        | 2         |   |   |   |
|                           | Hispanic                            | 0         | 0        | 0        | 0         | 0        | 0        | 0         | 0        | 0        | 28         | 1        | 1         | 31         | 0        | 0         | 28         | 0        | 0         | 34         | 0        | 0         |   |   |   |
|                           | Native Hawaiian or Pacific Islander | 0         | 0        | 0        | 0         | 0        | 0        | 0         | 0        | 0        | 0          | 0        | 0         | 0          | 0        | 0         | 0          | 0        | 0         | 0          | 0        | 0         |   |   |   |
|                           | White                               | 0         | 0        | 0        | 0         | 0        | 0        | 0         | 0        | 0        | 127        | 3        | 4         | 113        | 2        | 4         | 121        | 0        | 5         | 138        | 0        | 6         |   |   |   |
|                           | Non-Resident Alien                  | 0         | 0        | 0        | 0         | 0        | 0        | 0         | 0        | 0        | 0          | 0        | 3         | 0          | 0        | 6         | 2          | 0        | 8         | 4          | 0        | 7         |   |   |   |
|                           | Two or More Races                   | 0         | 0        | 0        | 0         | 0        | 0        | 0         | 0        | 0        | 3          | 0        | 1         | 6          | 0        | 1         | 10         | 0        | 1         | 8          | 0        | 0         |   |   |   |
|                           | Not Reported                        | 0         | 0        | 0        | 0         | 0        | 0        | 0         | 0        | 0        | 7          | 1        | 0         | 7          | 0        | 0         | 6          | 0        | 0         | 4          | 0        | 0         |   |   |   |
| <b>Female Total</b>       |                                     | <b>0</b>  | <b>0</b> | <b>0</b> | <b>0</b>  | <b>0</b> | <b>0</b> | <b>0</b>  | <b>0</b> | <b>0</b> | <b>186</b> | <b>6</b> | <b>13</b> | <b>176</b> | <b>3</b> | <b>16</b> | <b>186</b> | <b>4</b> | <b>17</b> | <b>207</b> | <b>0</b> | <b>16</b> |   |   |   |
| Male                      | American Indian/Native Alaskan      | 0         | 0        | 0        | 0         | 0        | 0        | 0         | 0        | 0        | 0          | 0        | 0         | 0          | 0        | 0         | 0          | 0        | 0         | 0          | 0        | 0         |   |   |   |
|                           | Asian                               | 0         | 0        | 0        | 0         | 0        | 0        | 0         | 0        | 0        | 0          | 0        | 2         | 1          | 0        | 2         | 1          | 0        | 2         | 0          | 0        | 2         |   |   |   |
|                           | Black                               | 0         | 0        | 0        | 0         | 0        | 0        | 0         | 0        | 0        | 2          | 0        | 0         | 2          | 0        | 0         | 3          | 2        | 0         | 4          | 2        | 0         |   |   |   |
|                           | Hispanic                            | 0         | 0        | 0        | 0         | 0        | 0        | 0         | 0        | 0        | 6          | 0        | 1         | 7          | 0        | 1         | 8          | 0        | 2         | 13         | 0        | 1         |   |   |   |
|                           | Native Hawaiian or Pacific Islander | 0         | 0        | 0        | 0         | 0        | 0        | 0         | 0        | 0        | 0          | 0        | 0         | 0          | 0        | 0         | 0          | 0        | 0         | 0          | 0        | 0         |   |   |   |
|                           | White                               | 0         | 0        | 0        | 0         | 0        | 0        | 0         | 0        | 0        | 28         | 0        | 1         | 26         | 0        | 2         | 26         | 2        | 2         | 34         | 2        | 2         |   |   |   |
|                           | Non-Resident Alien                  | 0         | 0        | 0        | 0         | 0        | 0        | 0         | 0        | 0        | 0          | 0        | 3         | 0          | 0        | 5         | 0          | 0        | 7         | 0          | 1        | 8         |   |   |   |
|                           | Two or More Races                   | 0         | 0        | 0        | 0         | 0        | 0        | 0         | 0        | 0        | 0          | 0        | 0         | 4          | 0        | 0         | 5          | 1        | 0         | 2          | 0        | 0         |   |   |   |
|                           | Not Reported                        | 0         | 0        | 0        | 0         | 0        | 0        | 0         | 0        | 0        | 1          | 0        | 0         | 1          | 0        | 0         | 1          | 0        | 0         | 1          | 0        | 0         |   |   |   |
| <b>Male Total</b>         |                                     | <b>0</b>  | <b>0</b> | <b>0</b> | <b>0</b>  | <b>0</b> | <b>0</b> | <b>0</b>  | <b>0</b> | <b>0</b> | <b>37</b>  | <b>0</b> | <b>7</b>  | <b>41</b>  | <b>0</b> | <b>10</b> | <b>44</b>  | <b>5</b> | <b>13</b> | <b>54</b>  | <b>5</b> | <b>13</b> |   |   |   |
| <b>Degree Level Total</b> |                                     | <b>0</b>  | <b>0</b> | <b>0</b> | <b>0</b>  | <b>0</b> | <b>0</b> | <b>0</b>  | <b>0</b> | <b>0</b> | <b>223</b> | <b>6</b> | <b>20</b> | <b>217</b> | <b>3</b> | <b>26</b> | <b>230</b> | <b>9</b> | <b>30</b> | <b>261</b> | <b>5</b> | <b>29</b> |   |   |   |
| <b>Grand Total</b>        |                                     | <b>0</b>  |          |          | <b>0</b>  |          |          | <b>0</b>  |          |          | <b>249</b> |          |           | <b>246</b> |          |           | <b>269</b> |          |           | <b>295</b> |          |           |   |   |   |

Data includes CIP code 11.0401.

Key: M = Masters; D = Doctorate; S = Specialist

Source: Fall Preliminary Student Instruction Files (SIFP)



Graduate Degrees Awarded by Level

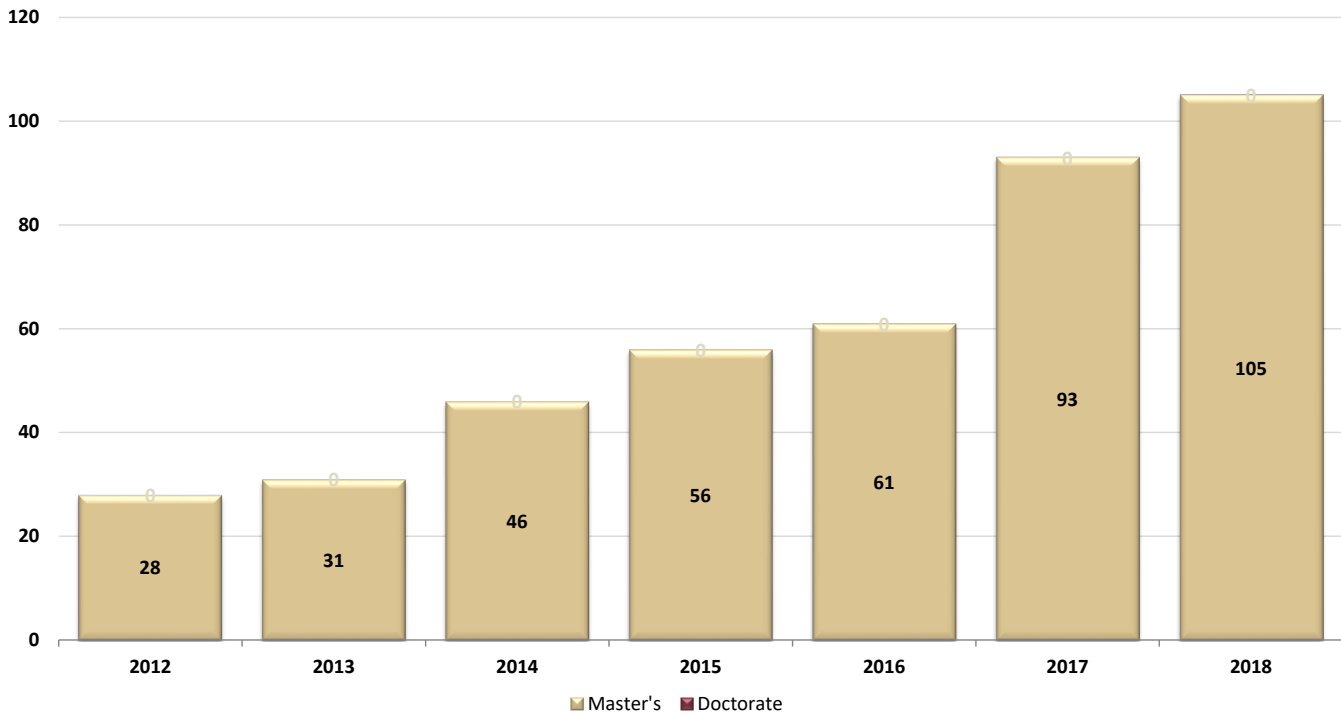
| Gender                    | Race/Ethnicity                      | 2012-13  |          |          | 2013-14  |          |          | 2014-15  |          |          | 2015-16   |          |           | 2016-17   |          |          | 2017-18   |          |          | 2018-19   |          |          |
|---------------------------|-------------------------------------|----------|----------|----------|----------|----------|----------|----------|----------|----------|-----------|----------|-----------|-----------|----------|----------|-----------|----------|----------|-----------|----------|----------|
|                           |                                     | M        | S        | D        | M        | S        | D        | M        | S        | D        | M         | S        | D         | M         | S        | D        | M         | S        | D        |           |          |          |
| Female                    | American Indian/Native Alaskan      | 0        | 0        | 0        | 0        | 0        | 0        | 0        | 0        | 0        | 0         | 0        | 0         | 0         | 0        | 0        | 0         | 0        | 0        | 0         | 0        | 0        |
|                           | Asian                               | 0        | 0        | 0        | 0        | 0        | 0        | 0        | 0        | 0        | 0         | 0        | 0         | 2         | 0        | 1        | 3         | 0        | 0        | 3         | 0        | 0        |
|                           | Black                               | 0        | 0        | 0        | 0        | 0        | 1        | 0        | 0        | 1        | 0         | 0        | 0         | 4         | 0        | 1        | 6         | 0        | 0        | 6         | 0        | 2        |
|                           | Hispanic                            | 0        | 0        | 0        | 0        | 0        | 0        | 0        | 0        | 0        | 0         | 0        | 0         | 5         | 0        | 1        | 11        | 1        | 0        | 12        | 0        | 0        |
|                           | Native Hawaiian or Pacific Islander | 0        | 0        | 0        | 0        | 0        | 0        | 0        | 0        | 0        | 0         | 0        | 0         | 0         | 0        | 0        | 0         | 0        | 0        | 0         | 0        | 0        |
|                           | White                               | 0        | 0        | 0        | 0        | 0        | 3        | 0        | 0        | 1        | 0         | 0        | 6         | 24        | 1        | 3        | 41        | 1        | 0        | 40        | 0        | 0        |
|                           | Non-Resident Alien                  | 0        | 0        | 0        | 0        | 0        | 2        | 0        | 0        | 2        | 0         | 0        | 1         | 0         | 0        | 1        | 0         | 0        | 0        | 0         | 0        | 1        |
|                           | Two or More Races                   | 0        | 0        | 0        | 0        | 0        | 0        | 0        | 0        | 0        | 0         | 0        | 0         | 1         | 0        | 0        | 4         | 0        | 0        | 4         | 1        | 0        |
|                           | Not Reported                        | 0        | 0        | 0        | 0        | 0        | 0        | 0        | 0        | 0        | 0         | 0        | 0         | 1         | 1        | 0        | 3         | 0        | 0        | 2         | 0        | 0        |
| <b>Female Total</b>       |                                     | <b>0</b> | <b>0</b> | <b>0</b> | <b>0</b> | <b>0</b> | <b>6</b> | <b>0</b> | <b>0</b> | <b>4</b> | <b>0</b>  | <b>0</b> | <b>7</b>  | <b>37</b> | <b>2</b> | <b>7</b> | <b>68</b> | <b>2</b> | <b>0</b> | <b>67</b> | <b>1</b> | <b>3</b> |
| Male                      | American Indian/Native Alaskan      | 0        | 0        | 0        | 0        | 0        | 0        | 0        | 0        | 0        | 0         | 0        | 0         | 0         | 0        | 0        | 0         | 0        | 0        | 0         | 0        | 0        |
|                           | Asian                               | 0        | 0        | 0        | 0        | 0        | 0        | 0        | 0        | 0        | 0         | 0        | 0         | 0         | 0        | 0        | 0         | 0        | 0        | 1         | 0        | 0        |
|                           | Black                               | 0        | 0        | 0        | 0        | 0        | 0        | 0        | 0        | 1        | 0         | 0        | 0         | 2         | 0        | 0        | 1         | 0        | 0        | 1         | 0        | 0        |
|                           | Hispanic                            | 0        | 0        | 0        | 0        | 0        | 0        | 0        | 0        | 0        | 0         | 0        | 0         | 3         | 0        | 0        | 3         | 0        | 0        | 2         | 0        | 0        |
|                           | Native Hawaiian or Pacific Islander | 0        | 0        | 0        | 0        | 0        | 0        | 0        | 0        | 0        | 0         | 0        | 0         | 0         | 0        | 0        | 0         | 0        | 0        | 0         | 0        | 0        |
|                           | White                               | 0        | 0        | 2        | 0        | 0        | 0        | 0        | 0        | 3        | 0         | 0        | 1         | 10        | 0        | 0        | 9         | 0        | 0        | 12        | 0        | 0        |
|                           | Non-Resident Alien                  | 0        | 0        | 1        | 0        | 0        | 0        | 0        | 0        | 0        | 0         | 0        | 4         | 0         | 0        | 0        | 0         | 0        | 0        | 0         | 0        | 0        |
|                           | Two or More Races                   | 0        | 0        | 0        | 0        | 0        | 0        | 0        | 0        | 0        | 0         | 0        | 0         | 0         | 0        | 0        | 0         | 0        | 0        | 3         | 0        | 0        |
|                           | Not Reported                        | 0        | 0        | 0        | 0        | 0        | 0        | 0        | 0        | 0        | 0         | 0        | 0         | 0         | 0        | 0        | 0         | 0        | 0        | 0         | 0        | 0        |
| <b>Male Total</b>         |                                     | <b>0</b> | <b>0</b> | <b>3</b> | <b>0</b> | <b>0</b> | <b>0</b> | <b>0</b> | <b>0</b> | <b>4</b> | <b>0</b>  | <b>0</b> | <b>5</b>  | <b>15</b> | <b>0</b> | <b>0</b> | <b>13</b> | <b>0</b> | <b>0</b> | <b>19</b> | <b>0</b> | <b>0</b> |
| <b>Degree Level Total</b> |                                     | <b>0</b> | <b>0</b> | <b>3</b> | <b>0</b> | <b>0</b> | <b>6</b> | <b>0</b> | <b>0</b> | <b>8</b> | <b>0</b>  | <b>0</b> | <b>12</b> | <b>52</b> | <b>2</b> | <b>7</b> | <b>81</b> | <b>2</b> | <b>0</b> | <b>86</b> | <b>1</b> | <b>3</b> |
| <b>Grand Total</b>        |                                     | <b>3</b> |          |          | <b>6</b> |          |          | <b>8</b> |          |          | <b>12</b> |          |           | <b>61</b> |          |          | <b>83</b> |          |          | <b>90</b> |          |          |

Data includes CIP code 11.0401.

Key: M = Masters; D = Doctorate; S = Specialist

Source: Campus Solutions Warehouse - Academic Plan Summary Subject Area





Graduate Headcount Enrollment by Degree Level Sought

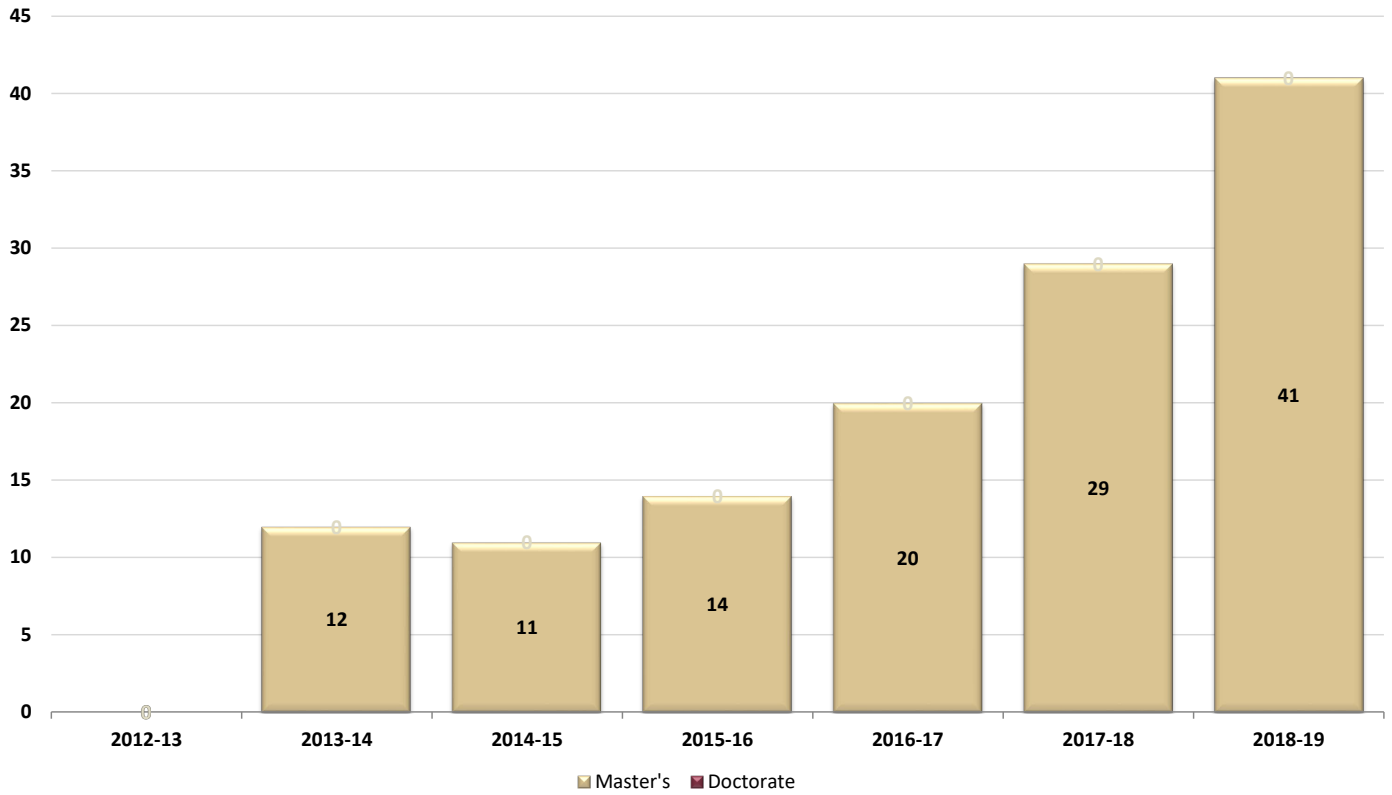
| Gender                    | Race/Ethnicity                      | Fall 2013 |          | Fall 2014 |          | Fall 2015 |          | Fall 2016 |          | Fall 2017 |          | Fall 2018 |          | Fall 2019  |          |
|---------------------------|-------------------------------------|-----------|----------|-----------|----------|-----------|----------|-----------|----------|-----------|----------|-----------|----------|------------|----------|
|                           |                                     | M         | D        | M         | D        | M         | D        | M         | D        | M         | D        | M         | D        | M          | D        |
| Female                    | American Indian/Native Alaskan      | 0         | 0        | 0         | 0        | 0         | 0        | 0         | 0        | 0         | 0        | 0         | 0        | 1          | 0        |
|                           | Asian                               | 2         | 0        | 1         | 0        | 1         | 0        | 0         | 0        | 0         | 0        | 1         | 0        | 4          | 0        |
|                           | Black                               | 2         | 0        | 2         | 0        | 3         | 0        | 4         | 0        | 5         | 0        | 6         | 0        | 9          | 0        |
|                           | Hispanic                            | 1         | 0        | 0         | 0        | 0         | 0        | 1         | 0        | 3         | 0        | 2         | 0        | 5          | 0        |
|                           | Native Hawaiian or Pacific Islander | 0         | 0        | 0         | 0        | 0         | 0        | 0         | 0        | 0         | 0        | 0         | 0        | 0          | 0        |
|                           | White                               | 7         | 0        | 4         | 0        | 11        | 0        | 14        | 0        | 15        | 0        | 12        | 0        | 5          | 0        |
|                           | Non-Resident Alien                  | 1         | 0        | 2         | 0        | 1         | 0        | 1         | 0        | 2         | 0        | 3         | 0        | 7          | 0        |
|                           | Two or More Races                   | 0         | 0        | 0         | 0        | 0         | 0        | 0         | 0        | 1         | 0        | 2         | 0        | 3          | 0        |
|                           | Not Reported                        | 0         | 0        | 1         | 0        | 2         | 0        | 0         | 0        | 0         | 0        | 0         | 0        | 0          | 0        |
| <b>Female Total</b>       |                                     | <b>13</b> | <b>0</b> | <b>10</b> | <b>0</b> | <b>18</b> | <b>0</b> | <b>20</b> | <b>0</b> | <b>26</b> | <b>0</b> | <b>26</b> | <b>0</b> | <b>34</b>  | <b>0</b> |
| Male                      | American Indian/Native Alaskan      | 0         | 0        | 0         | 0        | 0         | 0        | 0         | 0        | 0         | 0        | 0         | 0        | 1          | 0        |
|                           | Asian                               | 0         | 0        | 1         | 0        | 0         | 0        | 1         | 0        | 3         | 0        | 3         | 0        | 1          | 0        |
|                           | Black                               | 3         | 0        | 1         | 0        | 3         | 0        | 3         | 0        | 6         | 0        | 15        | 0        | 17         | 0        |
|                           | Hispanic                            | 2         | 0        | 3         | 0        | 2         | 0        | 2         | 0        | 4         | 0        | 5         | 0        | 6          | 0        |
|                           | Native Hawaiian or Pacific Islander | 0         | 0        | 0         | 0        | 0         | 0        | 0         | 0        | 0         | 0        | 1         | 0        | 1          | 0        |
|                           | White                               | 7         | 0        | 13        | 0        | 22        | 0        | 24        | 0        | 16        | 0        | 35        | 0        | 35         | 0        |
|                           | Non-Resident Alien                  | 0         | 0        | 2         | 0        | 1         | 0        | 3         | 0        | 3         | 0        | 2         | 0        | 6          | 0        |
|                           | Two or More Races                   | 0         | 0        | 0         | 0        | 0         | 0        | 0         | 0        | 0         | 0        | 4         | 0        | 4          | 0        |
|                           | Not Reported                        | 3         | 0        | 1         | 0        | 0         | 0        | 3         | 0        | 3         | 0        | 2         | 0        | 0          | 0        |
| <b>Male Total</b>         |                                     | <b>15</b> | <b>0</b> | <b>21</b> | <b>0</b> | <b>28</b> | <b>0</b> | <b>36</b> | <b>0</b> | <b>35</b> | <b>0</b> | <b>67</b> | <b>0</b> | <b>71</b>  | <b>0</b> |
| <b>Degree Level Total</b> |                                     | <b>28</b> | <b>0</b> | <b>31</b> | <b>0</b> | <b>46</b> | <b>0</b> | <b>56</b> | <b>0</b> | <b>61</b> | <b>0</b> | <b>93</b> | <b>0</b> | <b>105</b> | <b>0</b> |
| <b>Grand Total</b>        |                                     | <b>28</b> |          | <b>31</b> |          | <b>46</b> |          | <b>56</b> |          | <b>61</b> |          | <b>93</b> |          | <b>105</b> |          |

Data includes CIP code 11.0103.

Key: M = Masters; D = Doctorate

Source: Fall Preliminary Student Instruction Files (SIFP)

Table 9: Graduate Program Degrees Awarded



Graduate Degrees Awarded by Level

| Gender                    | Race/Ethnicity                      | 2012-13  |          | 2013-14   |          | 2014-15   |          | 2015-16   |          | 2016-17   |          | 2017-18   |          | 2018-19   |          |
|---------------------------|-------------------------------------|----------|----------|-----------|----------|-----------|----------|-----------|----------|-----------|----------|-----------|----------|-----------|----------|
|                           |                                     | M        | D        | M         | D        | M         | D        | M         | D        | M         | D        | M         | D        | M         | D        |
| Female                    | American Indian/Native Alaskan      | 0        | 0        | 0         | 0        | 0         | 0        | 0         | 0        | 0         | 0        | 0         | 0        | 0         | 0        |
|                           | Asian                               | 0        | 0        | 0         | 0        | 0         | 0        | 1         | 0        | 0         | 0        | 0         | 0        | 0         | 0        |
|                           | Black                               | 0        | 0        | 0         | 0        | 2         | 0        | 0         | 0        | 1         | 0        | 4         | 0        | 1         | 0        |
|                           | Hispanic                            | 0        | 0        | 2         | 0        | 0         | 0        | 0         | 0        | 0         | 0        | 1         | 0        | 2         | 0        |
|                           | Native Hawaiian or Pacific Islander | 0        | 0        | 0         | 0        | 0         | 0        | 0         | 0        | 0         | 0        | 0         | 0        | 0         | 0        |
|                           | White                               | 0        | 0        | 3         | 0        | 2         | 0        | 2         | 0        | 6         | 0        | 5         | 0        | 8         | 0        |
|                           | Non-Resident Alien                  | 0        | 0        | 0         | 0        | 1         | 0        | 1         | 0        | 0         | 0        | 1         | 0        | 1         | 0        |
|                           | Two or More Races                   | 0        | 0        | 0         | 0        | 0         | 0        | 0         | 0        | 0         | 0        | 1         | 0        | 1         | 0        |
|                           | Not Reported                        | 0        | 0        | 0         | 0        | 0         | 0        | 1         | 0        | 0         | 0        | 0         | 0        | 0         | 0        |
| <b>Female Total</b>       |                                     | <b>0</b> | <b>0</b> | <b>5</b>  | <b>0</b> | <b>5</b>  | <b>0</b> | <b>5</b>  | <b>0</b> | <b>7</b>  | <b>0</b> | <b>12</b> | <b>0</b> | <b>13</b> | <b>0</b> |
| Male                      | American Indian/Native Alaskan      | 0        | 0        | 0         | 0        | 0         | 0        | 0         | 0        | 0         | 0        | 0         | 0        | 0         | 0        |
|                           | Asian                               | 0        | 0        | 0         | 0        | 0         | 0        | 0         | 0        | 0         | 0        | 2         | 0        | 2         | 0        |
|                           | Black                               | 0        | 0        | 1         | 0        | 1         | 0        | 3         | 0        | 0         | 0        | 2         | 0        | 4         | 0        |
|                           | Hispanic                            | 0        | 0        | 2         | 0        | 1         | 0        | 1         | 0        | 1         | 0        | 1         | 0        | 5         | 0        |
|                           | Native Hawaiian or Pacific Islander | 0        | 0        | 0         | 0        | 0         | 0        | 0         | 0        | 0         | 0        | 0         | 0        | 0         | 0        |
|                           | White                               | 0        | 0        | 4         | 0        | 4         | 0        | 3         | 0        | 12        | 0        | 9         | 0        | 12        | 0        |
|                           | Non-Resident Alien                  | 0        | 0        | 0         | 0        | 0         | 0        | 2         | 0        | 0         | 0        | 2         | 0        | 1         | 0        |
|                           | Two or More Races                   | 0        | 0        | 0         | 0        | 0         | 0        | 0         | 0        | 0         | 0        | 1         | 0        | 1         | 0        |
|                           | Not Reported                        | 0        | 0        | 0         | 0        | 0         | 0        | 0         | 0        | 0         | 0        | 0         | 0        | 3         | 0        |
| <b>Male Total</b>         |                                     | <b>0</b> | <b>0</b> | <b>7</b>  | <b>0</b> | <b>6</b>  | <b>0</b> | <b>9</b>  | <b>0</b> | <b>13</b> | <b>0</b> | <b>17</b> | <b>0</b> | <b>28</b> | <b>0</b> |
| <b>Degree Level Total</b> |                                     | <b>0</b> | <b>0</b> | <b>12</b> | <b>0</b> | <b>11</b> | <b>0</b> | <b>14</b> | <b>0</b> | <b>20</b> | <b>0</b> | <b>29</b> | <b>0</b> | <b>41</b> | <b>0</b> |
| <b>Grand Total</b>        |                                     | <b>0</b> |          | <b>12</b> |          | <b>11</b> |          | <b>14</b> |          | <b>20</b> |          | <b>29</b> |          | <b>41</b> |          |

Data includes CIP code 11.0103.

M = Masters; D = Doctorate

Source: Campus Solutions Warehouse - Academic Plan Summary Subject Area